

VII. STANDING COMMITTEES

B. Finance, Audit and Facilities Committee

UW

Report of Contributions

University of Washington
University of Washington Foundation

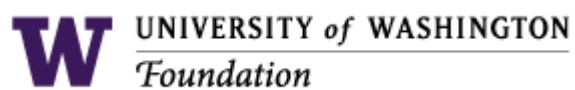
October and November, 2008



REPORT OF CONTRIBUTIONS

OCTOBER 2008

REPORT BY: UNIVERSITY ADVANCEMENT, ADVANCEMENT SERVICES, INFORMATION MANAGEMENT



PROGRESS BY CONSTITUENCY

School	Current Month				Year to Date			
	Gifts	Grants	Total	Donors	Gifts	Grants	Total	Donors
UW Medicine	\$2,731,567	\$24,859,853	\$27,591,421	3,228	\$10,120,891	\$58,926,554	\$69,047,445	5,745
Architecture and Urban Planning	\$75,713	\$0	\$75,713	86	\$296,361	\$2,500	\$298,861	263
Arts and Sciences	\$946,187	\$2,173,457	\$3,119,644	2,256	\$6,187,614	\$3,314,254	\$9,501,868	5,000
Broadcast Services	\$224,893	\$0	\$224,893	526	\$1,099,903	\$0	\$1,099,903	930
Business School	\$1,571,763	\$0	\$1,571,763	800	\$10,310,537	\$0	\$10,310,537	1,858
Dentistry	\$150,541	\$76,850	\$227,391	229	\$399,696	\$95,288	\$494,984	500
Education	\$25,790	\$230,000	\$255,790	120	\$908,678	\$614,500	\$1,523,178	680
Engineering	\$2,167,911	\$965,515	\$3,133,426	927	\$4,311,378	\$2,584,544	\$6,895,922	1,790
Environment	\$0	\$0	\$0	0	\$4,309,994	\$0	\$4,309,994	1
Evans School of Public Affairs	\$4,893	\$0	\$4,893	41	\$164,628	\$295,000	\$459,628	137
Forest Resources	\$4,125	\$255,624	\$259,749	50	\$223,916	\$667,644	\$891,560	243
Friday Harbor Labs	\$34,303	\$0	\$34,303	44	\$58,396	\$0	\$58,396	110
Information School	\$15,297	\$0	\$15,297	129	\$241,323	\$512,000	\$753,323	313
Intercollegiate Athletics	\$123,388	\$0	\$123,388	361	\$2,813,494	\$0	\$2,813,494	3,207
Law	\$99,566	\$0	\$99,566	199	\$549,930	\$0	\$549,930	362
Libraries	\$31,060	\$0	\$31,060	110	\$401,373	\$0	\$401,373	842
Nursing	\$183,444	\$80,000	\$263,444	105	\$1,468,732	\$169,553	\$1,638,285	372
Ocean and Fishery Sciences	\$79,837	\$4,218,531	\$4,298,368	83	\$227,414	\$5,346,844	\$5,574,258	185
Minority Affairs	\$13,833	\$0	\$13,833	123	\$46,469	\$0	\$46,469	200
Pharmacy	\$37,434	\$198,695	\$236,129	97	\$307,288	\$437,166	\$744,454	240
President's Funds	\$202,734	\$0	\$202,734	173	\$1,799,805	\$0	\$1,799,805	542
Public Health	\$31,802	\$581,205	\$613,007	147	\$340,546	\$1,650,517	\$1,991,063	264
Student Affairs	\$74,567	\$0	\$74,567	344	\$470,486	\$0	\$470,486	833
Social Work	\$36,160	\$0	\$36,160	83	\$61,848	\$0	\$61,848	157
Undergraduate Education	\$151,542	\$0	\$151,542	47	\$246,307	\$0	\$246,307	98
University Press	\$10,847	\$0	\$10,847	10	\$69,761	\$0	\$69,761	37
UW Alumni Association	\$106,315	\$0	\$106,315	2,014	\$313,809	\$0	\$313,809	6,105
UW Bothell	\$122,682	\$0	\$122,682	70	\$161,938	\$0	\$161,938	138
UW Tacoma	\$31,267	\$0	\$31,267	106	\$259,615	\$0	\$259,615	236
Other University Support	\$781,114	\$296,500	\$1,077,614	176	\$1,114,476	\$357,195	\$1,471,671	972
Total	\$10,070,577	\$33,936,230	\$44,006,807	11,890	\$49,286,607	\$74,973,560	\$124,260,166	29,574

Donors are defined as those entities with a credit amount of greater than \$0.00

Source: Univeristy Advancement, Information Management Report # 83393

REPORT OF CONTRIBUTIONS, UNIVERSITY OF WASHINGTON OCTOBER 2008

PAGE 1

FUNDING THEME PROGRESS

Theme	Year to Date		
	Current Use	Endowments	Total
Student Support	\$2,179,750	\$5,669,183	\$7,848,933
Faculty Support	\$2,069,309	\$4,849,200	\$6,918,508
Program Support for Faculty and Students	\$86,071,898	\$9,917,258	\$95,989,156
Capital	\$6,739,926	\$100	\$6,740,026
Discretionary	\$6,458,726	\$304,817	\$6,763,543
Total	\$103,519,609	\$20,740,557	\$124,260,166



UNIVERSITY OF WASHINGTON

All Areas

REPORT OF CONTRIBUTIONS

November 2008

REPORT BY: UNIVERSITY ADVANCEMENT, ADVANCEMENT SERVICES, INFORMATION MANAGEMENT

ANNUAL PROGRESS BY CONSTITUENCY

School	Current Month				Year to Date			
	Gifts	Grants	Total	Donors ¹	Gifts	Grants	Total	Donors
UW Medicine	\$3,059,884	\$9,640,828	\$12,700,712	2,645	\$13,180,775	\$51,338,560	\$64,519,335	6,933
Architecture and Urban Planning	\$23,609	\$0	\$23,609	85	\$319,971	\$2,500	\$322,471	335
Arts and Sciences	\$381,389	\$253,770	\$635,159	1,740	\$6,569,103	\$3,568,024	\$10,137,127	6,391
Broadcast Services	\$104,238	\$0	\$104,238	467	\$1,205,041	\$0	\$1,205,041	1,009
Business School	\$852,060	\$0	\$852,060	347	\$11,162,597	\$0	\$11,162,597	2,145
Dentistry	\$230,401	\$303,671	\$534,072	136	\$630,097	\$398,959	\$1,029,056	575
Education	\$111,782	\$192,811	\$304,593	96	\$1,020,460	\$807,311	\$1,827,771	724
Engineering	\$375,414	\$60,000	\$435,414	450	\$4,686,792	\$2,644,544	\$7,331,337	2,142
Environment	\$100,350	\$0	\$100,350	7	\$4,410,344	\$0	\$4,410,344	10
Evans School of Public Affairs	\$23,253	\$0	\$23,253	50	\$187,881	\$295,000	\$482,881	161
Forest Resources	\$77,082	\$0	\$77,082	52	\$300,999	\$667,644	\$968,643	287
Friday Harbor Labs	\$14,463	\$0	\$14,463	37	\$72,859	\$0	\$72,859	134
Information School	\$63,201	\$0	\$63,201	70	\$304,524	\$512,000	\$816,524	369
Intercollegiate Athletics	\$96,761	\$0	\$96,761	218	\$2,909,354	\$0	\$2,909,354	3,357
Law	\$59,466	\$0	\$59,466	191	\$609,296	\$0	\$609,296	535
Libraries	\$63,072	\$0	\$63,072	153	\$464,445	\$0	\$464,445	975
Nursing	\$70,683	\$425,433	\$496,116	216	\$1,538,515	\$594,986	\$2,133,501	558
Ocean and Fishery Sciences	\$13,123	\$92,313	\$105,436	91	\$240,536	\$5,439,157	\$5,679,693	229
Minority Affairs	\$3,202	\$0	\$3,202	118	\$49,339	\$0	\$49,339	209
Pharmacy	\$124,871	\$0	\$124,871	84	\$432,159	\$437,166	\$869,325	292
President's Funds	\$9,995	\$0	\$9,995	119	\$1,809,749	\$0	\$1,809,749	612
Public Health	\$121,108	\$6,148,664	\$6,269,771	106	\$461,654	\$7,836,570	\$8,298,223	306
Student Affairs	\$51,345	\$0	\$51,345	267	\$522,165	\$0	\$522,165	1,065
Social Work	\$7,634	\$40,000	\$47,634	116	\$69,482	\$40,000	\$109,482	261
Undergraduate Education	\$10,455	\$0	\$10,455	22	\$256,762	\$0	\$256,762	106
University Press	\$16,800	\$0	\$16,800	5	\$86,561	\$0	\$86,561	41
UW Alumni Association	\$80,244	\$0	\$80,244	1,567	\$394,053	\$0	\$394,053	7,598
UW Bothell	\$4,214	\$0	\$4,214	88	\$166,153	\$0	\$166,153	196
UW Tacoma	\$632,590	\$0	\$632,590	80	\$892,205	\$0	\$892,205	267
Other University Support	\$191,996	\$0	\$191,996	332	\$1,302,093	\$357,195	\$1,659,288	1,254
Total	\$6,974,684	\$17,157,490	\$24,132,174	9,340	\$56,255,961	\$74,939,616	\$131,195,577	35,435

MONTHLY HIGHLIGHTS

The UW received \$24.13M in total private voluntary support (\$6.97M in gifts and \$17.16M in grants) in the current month.

Areas including Business School, Dentistry, Education, Engineering, Environment, Forest Resources, Libraries, Nursing, Minority Affairs, Pharmacy, Public Health, Student Affairs, Undergraduate Education and UW Bothell are ahead of last year's year-to-date totals.

¹ Donors are defined as those entities who have a credit amount of greater than \$0.00.

The donor total at the bottom of the chart is not a cumulative total of the rows above. The donor total is the number of unique donors who have been credited with a gift to the UW during the given time period.

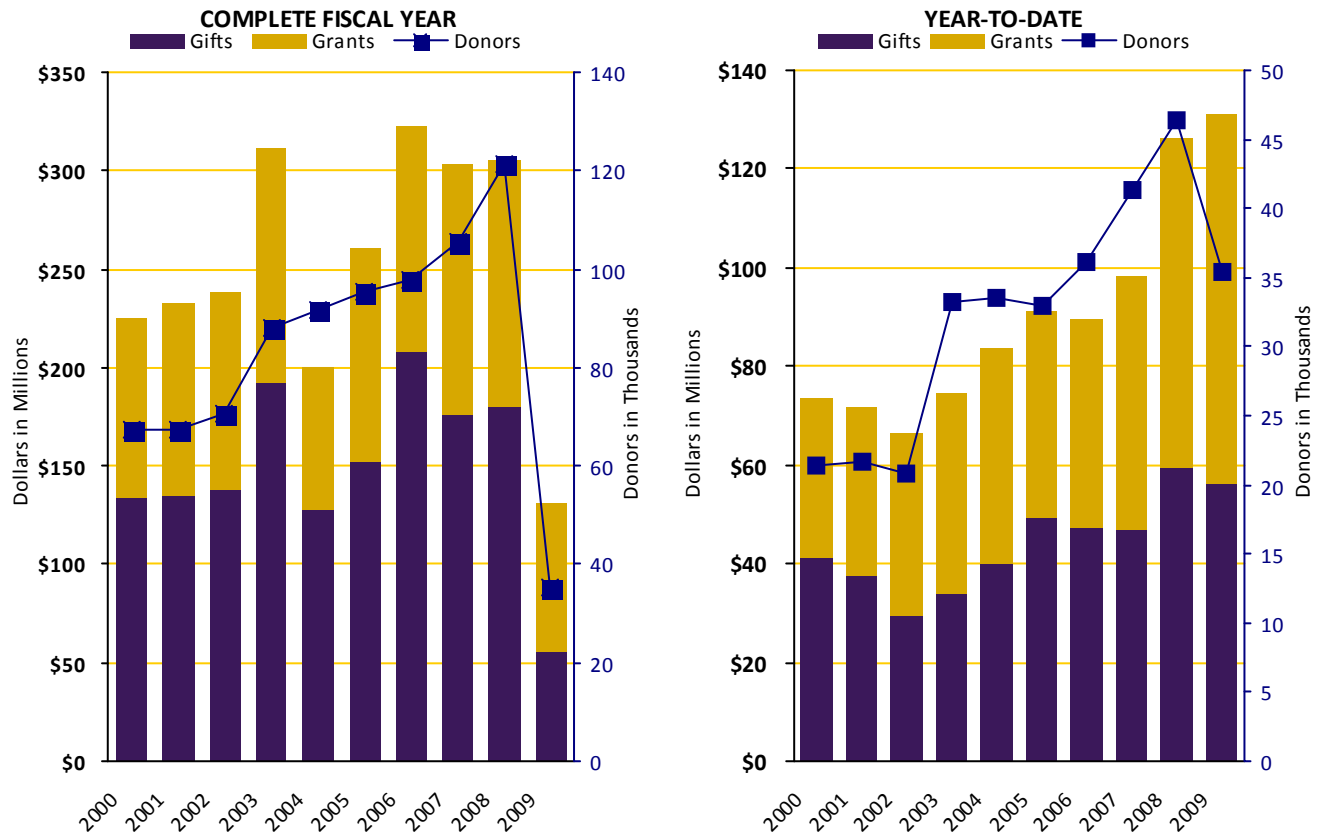
Source: University Advancement, Information Management Report # 83854

DEVELOPMENT SUMMARY BY CONSTITUENCY

School	Current Month		Year to Date		Prior Year to Date		Prior Year Total	
	Total	Donors	Total	Donors	Total	Donors	Total	Donors
UW Medicine	\$12,700,712	2,645	\$64,519,335	6,933	\$65,334,800	9,402	\$128,084,404	18,602
Architecture and Urban Planning	\$23,609	85	\$322,471	335	\$613,545	362	\$2,552,681	1,467
Arts and Sciences	\$635,159	1,740	\$10,137,127	6,391	\$13,395,963	6,561	\$36,159,265	15,040
Broadcast Services	\$104,238	467	\$1,205,041	1,009	\$3,445,798	6,477	\$12,124,630	21,710
Business School	\$852,060	347	\$11,162,597	2,145	\$3,980,369	2,518	\$13,215,754	4,667
Dentistry	\$534,072	136	\$1,029,056	575	\$531,296	702	\$3,479,430	1,340
Education	\$304,593	96	\$1,827,771	724	\$559,408	635	\$2,778,307	1,637
Engineering	\$435,414	450	\$7,331,337	2,142	\$6,056,247	2,299	\$22,826,602	4,653
Environment	\$100,350	7	\$4,410,344	10	\$0	0	\$0	0
Evans School of Public Affairs	\$23,253	50	\$482,881	161	\$1,311,352	137	\$3,350,952	493
Forest Resources	\$77,082	52	\$968,643	287	\$632,118	437	\$2,552,419	1,151
Friday Harbor Labs	\$14,463	37	\$72,859	134	\$116,135	191	\$553,591	454
Information School	\$63,201	70	\$816,524	369	\$2,889,926	395	\$3,893,390	639
Intercollegiate Athletics	\$96,761	218	\$2,909,354	3,357	\$5,011,434	3,900	\$20,268,275	25,073
Law	\$59,466	191	\$609,296	535	\$1,282,212	759	\$2,865,343	2,166
Libraries	\$63,072	153	\$464,445	975	\$293,725	896	\$1,599,016	4,714
Nursing	\$496,116	216	\$2,133,501	558	\$1,795,956	670	\$3,155,721	1,775
Ocean and Fishery Sciences	\$105,436	91	\$5,679,693	229	\$6,960,444	228	\$12,310,301	829
Minority Affairs	\$3,202	118	\$49,339	209	\$0	0	\$0	0
Pharmacy	\$124,871	84	\$869,325	292	\$832,676	394	\$3,038,164	1,127
President's Funds	\$9,995	119	\$1,809,749	612	\$211,768	821	\$961,234	2,240
Public Health	\$6,269,771	106	\$8,298,223	306	\$5,371,926	257	\$9,774,188	732
Student Affairs	\$51,345	267	\$522,165	1,065	\$0	0	\$0	0
Scholarships and Student Programs	\$0	0	\$0	0	\$1,596,199	3,337	\$7,075,190	6,407
Social Work	\$47,634	116	\$109,482	261	\$297,647	280	\$1,633,711	895
Undergraduate Education	\$10,455	22	\$256,762	106	\$0	0	\$0	0
University Press	\$16,800	5	\$86,561	41	\$131,242	135	\$414,094	293
UW Alumni Association	\$80,244	1,567	\$394,053	7,598	\$398,312	7,887	\$1,146,912	21,851
UW Bothell	\$4,214	88	\$166,153	196	\$44,253	129	\$302,577	795
UW Tacoma	\$632,590	80	\$892,205	267	\$1,426,756	266	\$4,420,119	967
Other University Support	\$191,996	332	\$1,659,288	1,254	\$1,914,449	973	\$4,423,387	2,518
Total ¹	\$24,132,174	9,340	\$131,195,577	35,435	\$126,435,956	46,419	\$304,959,657	121,447

¹ The donor total at the bottom of the chart is not a cumulative total of the rows above. The donor total is the number of unique donors who have been credited with a gift to the UW during the given time period.

FISCAL YEAR COMPARISON OF TOTAL CONTRIBUTIONS



Fiscal Year	Complete Fiscal Year				Year to Date			
	Gifts	Grants	Total	Donors	Gifts	Grants	Total	Donors
2008-2009	\$56,255,961	\$74,939,616	\$131,195,577	35,435	\$56,255,961	\$74,939,616	\$131,195,577	35,435
2007-2008	\$180,735,444	\$124,224,214	\$304,959,657	121,447	\$59,530,856	\$66,905,100	\$126,435,956	46,419
2006-2007	\$176,490,215	\$126,399,369	\$302,889,584	105,353	\$47,080,249	\$51,097,282	\$98,177,531	41,262
2005-2006	\$207,744,231	\$115,261,186	\$323,005,417	97,876	\$47,328,278	\$41,920,482	\$89,248,760	36,130
2004-2005	\$151,969,925	\$108,802,371	\$260,772,296	95,227	\$49,499,496	\$41,615,811	\$91,115,307	32,944
2003-2004	\$128,174,367	\$71,603,323	\$199,777,690	91,903	\$40,115,399	\$43,839,685	\$83,955,084	33,564
2002-2003	\$192,573,183	\$118,677,722	\$311,250,905	88,259	\$34,187,163	\$40,154,560	\$74,341,723	33,166
2001-2002	\$137,959,340	\$100,820,547	\$238,779,887	70,560	\$29,673,079	\$36,734,510	\$66,407,590	20,860
2000-2001	\$134,797,642	\$97,112,979	\$231,910,621	67,307	\$37,543,479	\$34,169,985	\$71,713,464	21,674
1999-2000	\$134,037,997	\$91,536,165	\$225,574,162	67,351	\$41,262,818	\$32,387,391	\$73,650,209	21,421

Source: University Advancement, Information Management Report # 83854

REPORT OF CONTRIBUTIONS, UNIVERSITY OF WASHINGTON November 2008

All Areas

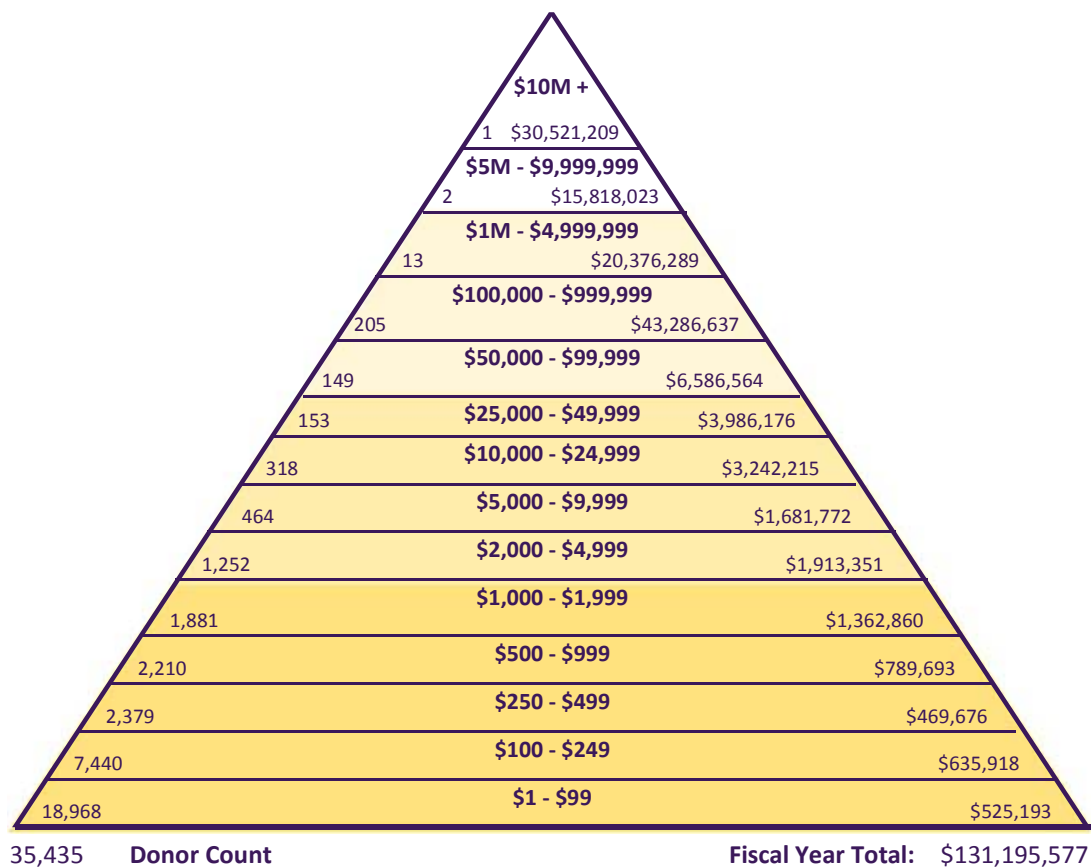
ANNUAL FUNDING THEME PROGRESS

Theme	Year to Date		
	Current Use	Endowment	Total
Student Support	\$3,019,291	\$6,148,212	\$9,167,503
Faculty Support	\$2,412,850	\$5,647,536	\$8,060,386
Program Support for Faculty and Students	\$88,914,080	\$10,260,159	\$99,174,239
Capital	\$7,291,435	\$100	\$7,291,535
Excellence Funds	\$7,193,154	\$308,761	\$7,501,915
Total	\$108,830,809	\$22,364,768	\$131,195,577

DEVELOPMENT ACTIVITY BY DONOR TYPE

Donor Type	Year to Date		Prior Year to Date		Prior Fiscal Year	
	Donors	Total	Donors	Total	Donors	Total
Alumni	19,742	\$14,115,617	23,423	\$21,836,937	55,089	\$57,128,097
Corporations	1,022	\$20,729,125	1,177	\$24,902,873	3,255	\$61,590,177
Family Foundations	69	\$4,978,128	76	\$3,320,492	172	\$13,349,493
Foundations	206	\$47,256,756	220	\$45,212,843	431	\$75,371,489
Non-Alumni	14,123	\$17,533,638	21,345	\$10,326,768	61,914	\$40,209,765
Organizations	273	\$26,582,313	274	\$20,836,043	586	\$57,285,487
Total	35,435	\$131,195,577	46,515	\$126,435,956	121,447	\$304,934,507

DEVELOPMENT ACTIVITY PYRAMID



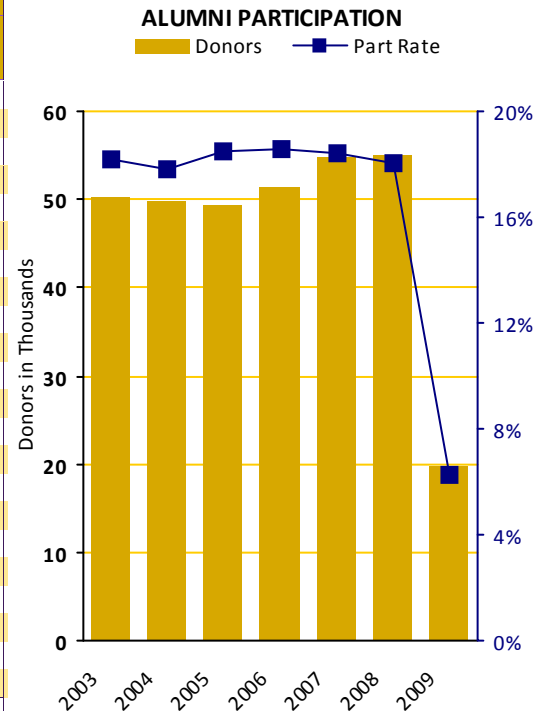
ANNUAL PROGRESS BY GIVING LEVEL

Giving Level	Alumni	Non Alumni	Family Fndns.	Corporations	Foundations	Other Orgs.	Total
\$10M +	\$0	\$0	\$0	\$0	\$30,521,209	\$0	\$30,521,209
\$5M - \$9,999,999	\$0	\$6,100,000	\$0	\$0	\$0	\$9,718,023	\$15,818,023
\$1M - \$4,999,999	\$4,309,994	\$3,000,000	\$2,500,043	\$3,447,486	\$4,010,449	\$3,108,317	\$20,376,289
\$100,000 - \$999,999	\$4,670,331	\$4,633,988	\$1,605,746	\$11,447,949	\$9,558,750	\$11,369,874	\$43,286,637
\$50,000 - \$99,999	\$432,895	\$584,335	\$351,000	\$2,195,083	\$1,978,238	\$1,045,013	\$6,586,564
\$25,000 - \$49,999	\$556,752	\$443,058	\$263,380	\$1,486,937	\$664,806	\$571,244	\$3,986,176
\$10,000 - \$24,999	\$624,252	\$491,879	\$192,926	\$1,027,806	\$376,776	\$528,576	\$3,242,215
\$5,000 - \$9,999	\$499,293	\$402,081	\$39,000	\$569,452	\$53,330	\$118,617	\$1,681,772
\$2,000 - \$4,999	\$890,176	\$534,920	\$17,500	\$327,724	\$57,777	\$85,254	\$1,913,351
\$1,000 - \$1,999	\$678,851	\$503,437	\$7,632	\$125,621	\$25,257	\$22,062	\$1,362,860
\$500 - \$999	\$419,879	\$300,135	\$500	\$57,397	\$4,580	\$7,203	\$789,693
\$250 - \$499	\$262,328	\$181,610	\$0	\$18,467	\$1,967	\$5,305	\$469,676
\$100 - \$249	\$401,761	\$208,917	\$400	\$19,675	\$3,195	\$1,971	\$635,918
\$1 - \$99	\$369,107	\$149,280	\$0	\$5,528	\$423	\$855	\$525,193
Total	\$14,115,617	\$17,533,638	\$4,978,128	\$20,729,125	\$47,256,756	\$26,582,313	\$131,195,577

Giving Level	Alumni	Non Alumni	Family Fndns.	Corporations	Foundations	Other Orgs.	Total
\$10M +	0	0	0	0	1	0	1
\$5M - \$9,999,999	0	1	0	0	0	1	2
\$1M - \$4,999,999	2	4	2	2	1	2	13
\$100,000 - \$999,999	35	44	12	47	32	35	205
\$50,000 - \$99,999	20	45	7	34	27	16	149
\$25,000 - \$49,999	24	41	9	42	20	17	153
\$10,000 - \$24,999	82	91	13	70	29	33	318
\$5,000 - \$9,999	170	159	7	100	8	20	464
\$2,000 - \$4,999	553	513	7	127	21	31	1,252
\$1,000 - \$1,999	839	890	6	109	19	18	1,881
\$500 - \$999	1,037	1,042	1	108	9	13	2,210
\$250 - \$499	1,159	1,126	0	68	6	20	2,379
\$100 - \$249	4,089	3,144	5	161	22	19	7,440
\$1 - \$99	11,732	7,023	0	154	11	48	18,968
Total	19,742	14,123	69	1,022	206	273	35,435

ALUMNI PARTICIPATION BY CONSTITUENCY (CURRENT FISCAL YEAR)

Area	Solicitable	To UW		To Unit	
		Year to Date		Year to Date	
		Donors	Part Rate	Donors	Part Rate
UW Medicine	19,109	1,351	7.07%	383	2.00%
Architecture	8,096	453	5.60%	113	1.40%
Arts and Sciences	145,069	8,652	5.96%	1,490	1.03%
Business School	37,913	3,051	8.05%	191	0.50%
Dentistry	4,501	500	11.11%	69	1.53%
Education	18,944	1,319	6.96%	32	0.17%
Engineering	32,856	2,208	6.72%	228	0.69%
Evans School of Public Affairs	2,394	192	8.02%	10	0.42%
Forest Resources	4,601	202	4.39%	14	0.30%
Interdisc. Grad. Programs	1,719	106	6.17%		
Interdisc. Undergrad. Programs	247	14	5.67%		
Interschool Programs	493	28	5.68%		
Information School	4,516	463	10.25%	40	0.89%
Law	7,755	595	7.67%	100	1.29%
School of Nursing	8,661	680	7.85%	271	3.13%
Ocean & Fisheries	4,038	220	5.45%	20	0.50%
Pharmacy	3,529	259	7.34%	40	1.13%
Public Health	4,465	296	6.63%	24	0.54%
Social Work	6,428	392	6.10%	169	2.63%
UW Bothell	6,635	324	4.88%	31	0.47%
UW Tacoma	7,685	277	3.60%	14	0.18%
Unspecified	11,813	782	6.62%		
ALL UW TOTAL	314,219	19,742	6.28%		



ALUMNI PARTICIPATION BY CONSTITUENCY (PREVIOUS FISCAL YEAR)

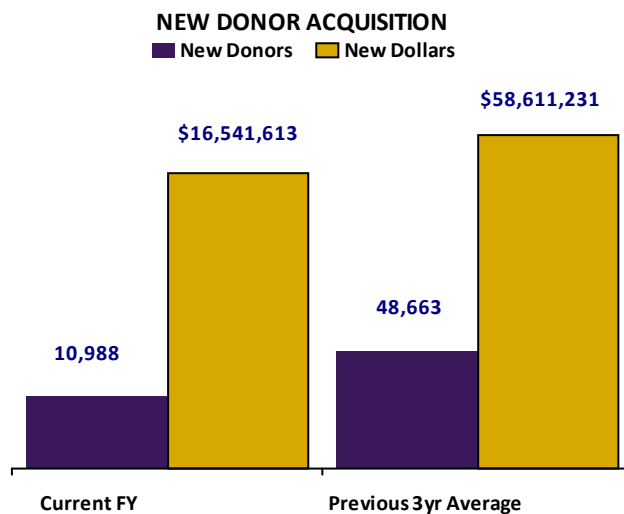
Area	Solicitable	To UW				To Unit			
		Year to Date		FY Total		Year to Date		FY Total	
		Donors	Part Rate	Donors	Part Rate	Donors	Part Rate	Donors	PFY Final
UW Medicine	18,010	1,517	8.42%	3,822	21.22%	383	2.13%	1,080	6.00%
Architecture	7,965	486	6.10%	1,563	19.62%	113	1.42%	404	5.07%
Arts and Sciences	141,595	9,870	6.97%	23,047	16.28%	1,490	1.05%	5,110	3.61%
Business School	37,430	3,576	9.55%	8,231	21.99%	191	0.51%	1,772	4.73%
Dentistry	4,579	579	12.64%	1,215	26.53%	69	1.51%	391	8.54%
Education	18,902	1,547	8.18%	3,870	20.47%	32	0.17%	212	1.12%
Engineering	32,393	2,529	7.81%	5,569	17.19%	228	0.70%	1,769	5.46%
Evans School of Public Affairs	2,329	205	8.80%	619	26.58%	10	0.43%	62	2.66%
Forest Resources	4,603	264	5.74%	801	17.40%	14	0.30%	91	1.98%
Interdisc. Grad. Programs	1,622	110	6.78%	293	18.06%				
Interdisc. Undergrad. Programs	225	6	2.67%	22	9.78%				
Interschool Programs	453	27	5.96%	70	15.45%				
Information School	4,370	539	12.33%	1,004	22.97%	40	0.92%	317	7.25%
Law	7,780	769	9.88%	1,942	24.96%	100	1.29%	427	5.49%
School of Nursing	8,598	822	9.56%	1,980	23.03%	271	3.15%	704	8.19%
Ocean & Fisheries	3,911	237	6.06%	788	20.15%	20	0.51%	146	3.73%
Pharmacy	3,426	352	10.27%	997	29.10%	40	1.17%	187	5.46%
Public Health	4,318	315	7.30%	793	18.36%	24	0.56%	97	2.25%
Social Work	6,404	380	5.93%	1,105	17.25%	169	2.64%	378	5.90%
UW Bothell	6,084	265	4.36%	873	14.35%	31	0.51%	72	1.18%
UW Tacoma	7,003	287	4.10%	927	13.24%	14	0.20%	98	1.40%
Unspecified	10,866	931	8.57%	2,433	22.39%				
ALL UW TOTAL	305,971	22,662	7.41%	55,089	18.00%				

Source: University Advancement, Information Management Report # 83854

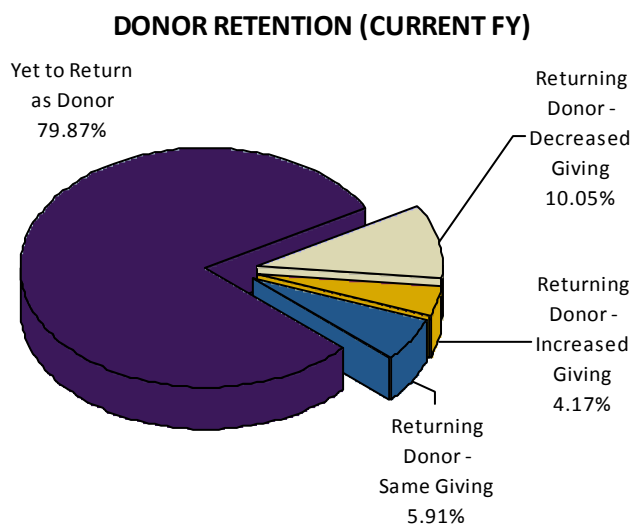
REPORT OF CONTRIBUTIONS, UNIVERSITY OF WASHINGTON November 2008

All Areas

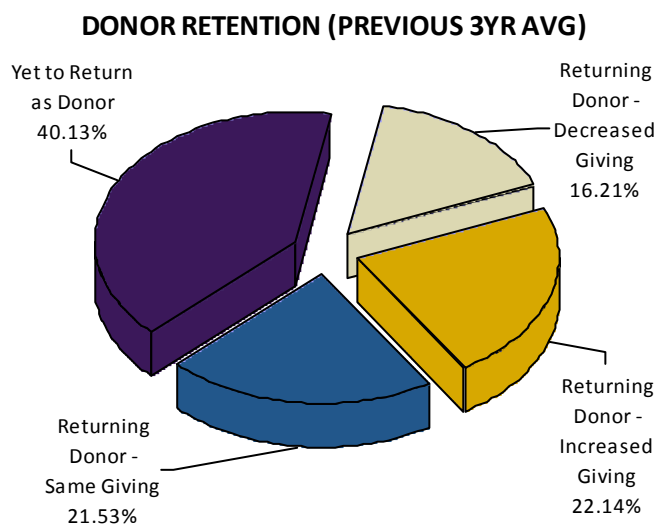
KEY PERFORMANCE INDICATORS



	New Donors	New Dollars
Current FY	10,988	\$16,541,613
Previous 3yr Average	48,663	\$58,611,231



	Donors	Dollars
Returning Donor - Decreased Giving	12,210	\$44,619,259
Returning Donor - Increased Giving	5,065	\$66,747,850
Returning Donor - Same Giving	7,172	\$3,286,855
Yet to Return as Donor	96,994	



	Donors	Dollars
Returning Donor - Decreased Giving	16,124	\$65,278,811
Returning Donor - Increased Giving	22,023	\$178,192,234
Returning Donor - Same Giving	21,414	\$8,169,227
Yet to Return as Donor	39,919	

Donor counts may vary slightly due to donor crediting preferences.

Three-year averages are based on fiscal year totals and do not reflect year-to-date status.

Source: University Advancement, Information Management Report # 83854

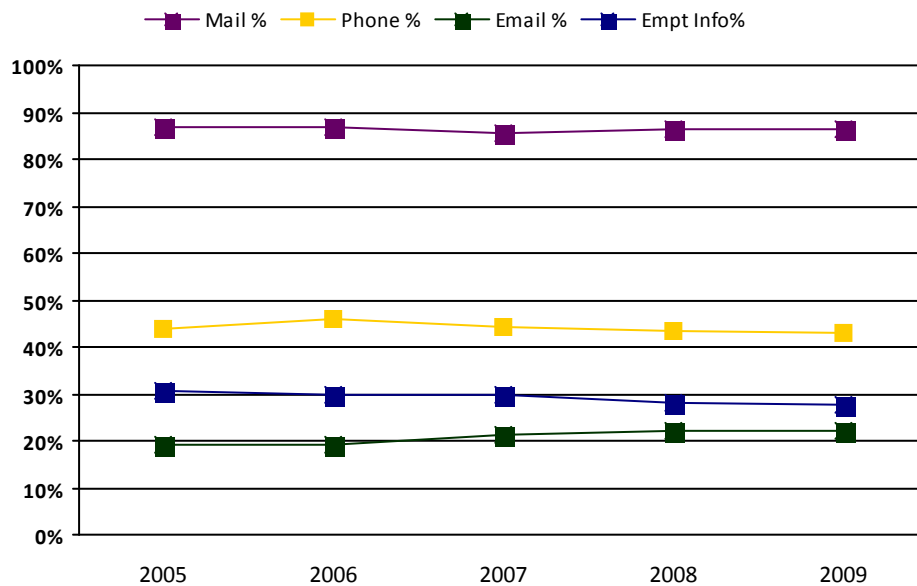
REPORT OF CONTRIBUTIONS, UNIVERSITY OF WASHINGTON November 2008

All Areas

STATE OF THE DATABASE

School	Alumni	Friends	Total	Mailable	Mail %	Phonable	Phone %	Emailable	Email %	Emp Info	Emp %
Architecture and Urban Planning	9,417	1,519	10,936	9,766	89.30%	5,233	47.85%	2,750	25.15%	4,225	38.63%
Arts and Sciences	176,991	17,202	194,193	164,852	84.89%	76,219	39.25%	47,100	24.25%	52,291	26.93%
Broadcast Services	0	37,872	37,872	37,442	98.86%	13,955	36.85%	5,006	13.22%	6,670	17.61%
Business School	46,133	3,580	49,713	42,418	85.33%	21,295	42.84%	14,481	29.13%	20,897	42.04%
College of the Environment	0	13	13	12	92.31%	8	61.54%	7	53.85%	5	38.46%
Dentistry	5,061	1,402	6,463	6,087	94.18%	3,862	59.76%	1,947	30.13%	1,967	30.43%
Education	25,407	2,272	27,679	21,398	77.31%	11,533	41.67%	4,640	16.76%	8,002	28.91%
Engineering	40,698	3,808	44,506	37,014	83.17%	18,391	41.32%	11,000	24.72%	16,974	38.14%
Evans School of Public Affairs	2,678	544	3,222	3,046	94.54%	1,795	55.71%	1,540	47.80%	1,786	55.43%
Forest Resources	5,624	1,509	7,133	6,121	85.81%	3,441	48.24%	1,696	23.78%	2,666	37.38%
Friday Harbor	0	667	667	656	98.35%	472	70.76%	234	35.08%	285	42.73%
Information School	5,671	388	6,059	5,070	83.68%	3,151	52.01%	1,683	27.78%	2,477	40.88%
Intercollegiate Athletics	0	8,297	8,297	8,183	98.63%	6,522	78.61%	3,888	46.86%	3,421	41.23%
Law	8,801	1,566	10,367	9,615	92.75%	5,243	50.57%	4,159	40.12%	4,630	44.66%
Libraries	0	10,190	10,190	10,088	99.00%	8,718	85.55%	1,777	17.44%	1,843	18.09%
Minority Affairs	0	849	849	835	98.35%	637	75.03%	429	50.53%	477	56.18%
Nursing	10,759	1,352	12,111	10,100	83.40%	5,850	48.30%	2,962	24.46%	4,744	39.17%
Ocean and Fishery Sciences	4,897	776	5,673	4,874	85.92%	2,583	45.53%	1,395	24.59%	2,247	39.61%
Other University Support	1,922	45,430	47,352	46,473	98.14%	31,448	66.41%	21,182	44.73%	18,556	39.19%
Pharmacy	4,173	773	4,946	4,345	87.85%	2,534	51.23%	1,448	29.28%	2,228	45.05%
President's Funds	0	3,908	3,908	3,857	98.69%	3,156	80.76%	1,439	36.82%	2,132	54.55%
Public Health	5,063	791	5,854	5,403	92.30%	3,061	52.29%	2,495	42.62%	2,751	46.99%
Social Work	7,776	810	8,586	7,425	86.48%	3,667	42.71%	1,894	22.06%	2,930	34.13%
Student Affairs	0	8,793	8,793	8,675	98.66%	6,905	78.53%	3,526	40.10%	4,077	46.37%
Undergraduate Education	0	927	927	904	97.52%	694	74.87%	425	45.85%	384	41.42%
University Press	0	789	789	764	96.83%	547	69.33%	283	35.87%	290	36.76%
Unspecified School	17,663	0	17,663	12,652	71.63%	7,034	39.82%	2,493	14.11%	3,967	22.46%
UW Bothell	7,294	822	8,116	7,646	94.21%	4,056	49.98%	2,731	33.65%	1,427	17.58%
UW Medicine	22,550	34,146	56,696	53,091	93.64%	31,547	55.64%	13,310	23.48%	17,256	30.44%
UW Tacoma	8,374	837	9,211	8,672	94.15%	4,636	50.33%	2,847	30.91%	1,342	14.57%
Total	385,419	187,861	490,116	424,010	86.51%	210,579	42.97%	108,879	22.21%	136,465	27.84%

Database Trends



Source: University Advancement, Information Management Report # 83854

REPORT OF CONTRIBUTIONS, UNIVERSITY OF WASHINGTON November 2008

All Areas