

VII. STANDING COMMITTEES

B. Finance, Audit and Facilities Committee

Grant and Contract Awards–September, 2008

RECOMMENDED ACTION:

It is the recommendation of the administration and the Finance and Audit Committee that the Board of Regents accept the Grant and Contract Awards as presented on the attached list.

Attachment: Grant and Contract Awards Summary
Report of Grant and Contract Awards of
\$1,000,000 or More

Grant and Contract Awards Summary

to

The Board of Regents

of the

University of Washington

for

September 2008

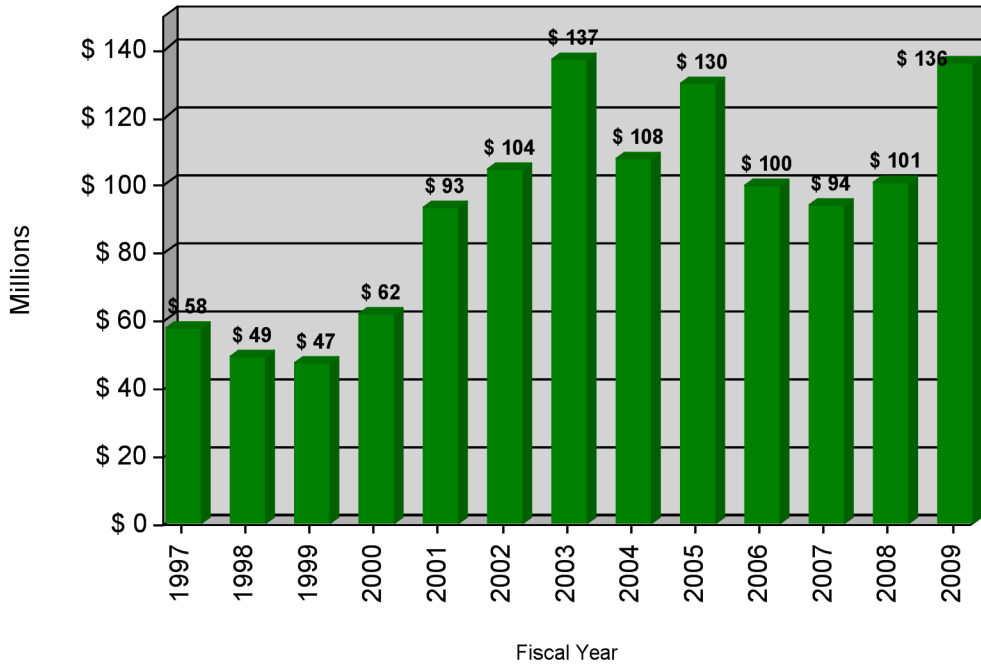
Office of Research

Office of Sponsored Programs

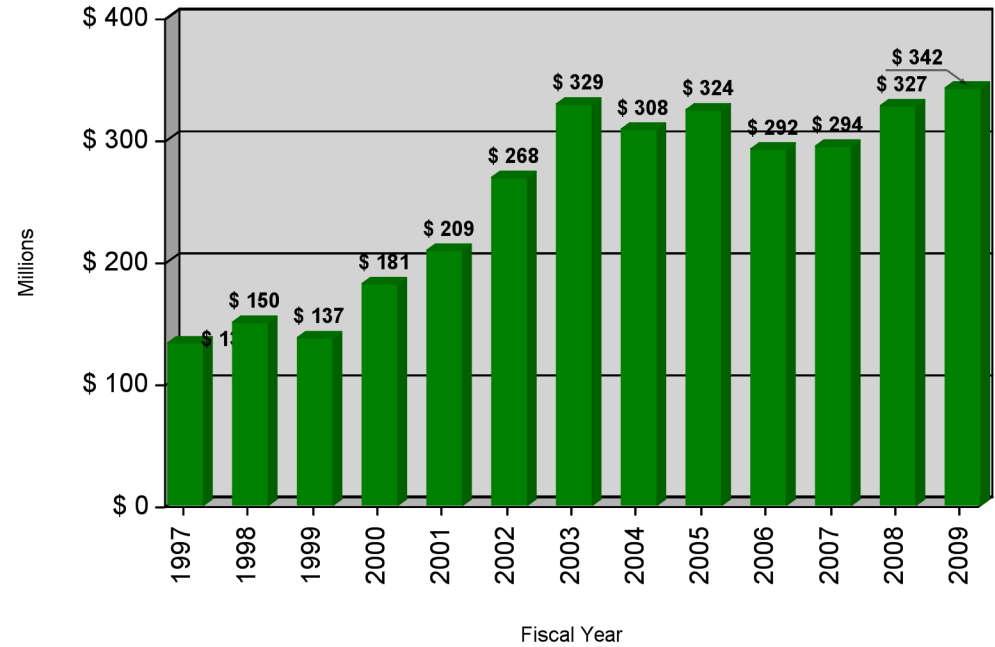
Table of Contents

Graphical Summary of Award Activity	3
Summary of Grant and Contract Awards	4
Comparison of Grants and Contract Awards by Agency	5
Comparison of Grants and Contract Awards by School/College	6
Listing of Awards for College of Arts and Sciences by Department	7
Summary of Grant Awards – Excluding Private Awards	8
Summary of Grant Awards - Private Awards	9
Summary of Contract Awards	10
Report of Grant & Contract Awards over \$1,000,000	11

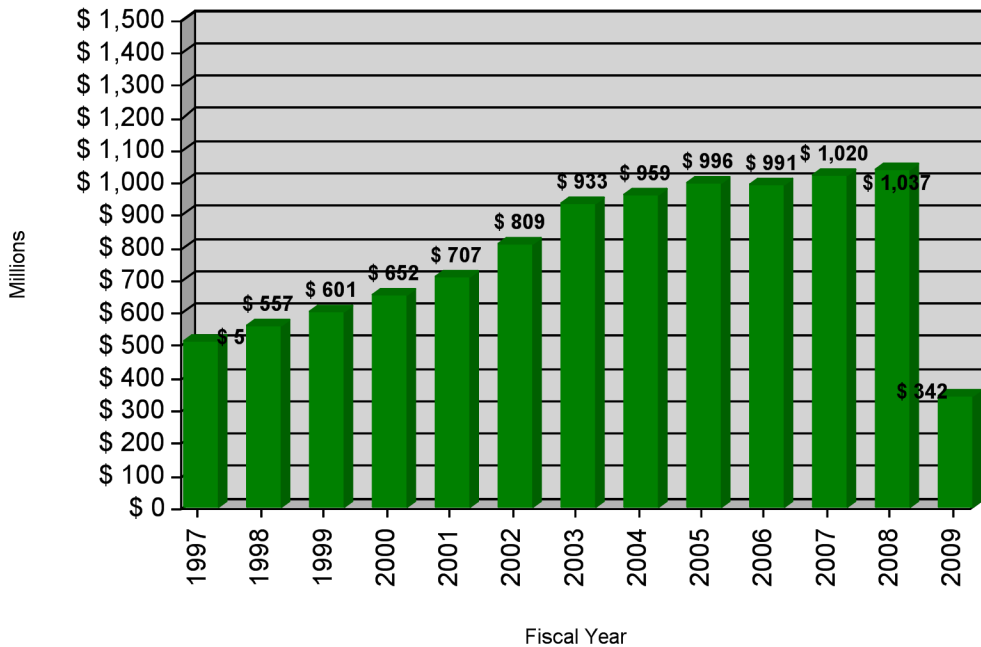
September Only
Comparison of Grant & Contract Awards



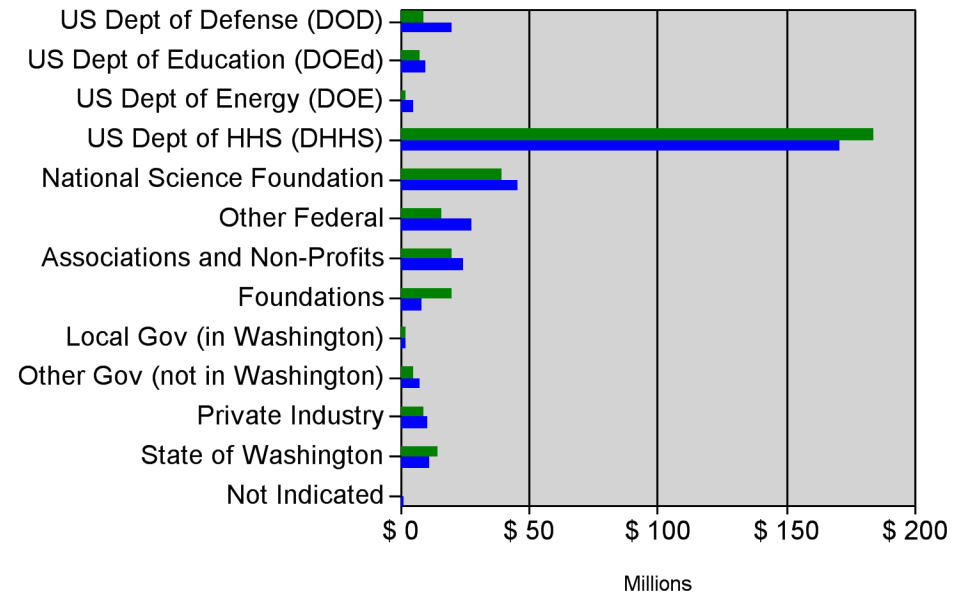
Fiscal Year to Date
Comparison of Grant & Contract Awards



Complete Fiscal Year
Comparison of Grant & Contract Awards



Fiscal Year to Date
Two-Year Comparison of Grant and Contract Awards



Legend: Jul-Sep FY08 (Green), Jul-Sep FY09 (Blue)

Summary of Grant and Contract Awards

Fiscal Year 2008-2009

Month	RESEARCH AND OTHER		TRAINING		Total Grants and Contracts
	Federal	Non-Federal	Federal	Non-Federal	
July	\$ 86,211,310	\$ 16,220,680	\$ 9,776,757	\$ 3,001,990	\$ 115,210,700
August	\$ 59,011,790	\$ 22,563,880	\$ 7,944,685	\$ 1,036,159	\$ 90,556,520
September	\$ 105,369,800	\$ 20,093,510	\$ 9,282,558	\$ 1,091,509	\$ 135,837,400
FY09 to Date	\$250,592,902	\$58,878,075	\$27,004,000	\$5,129,658	\$341,604,636
FY08 to Date	\$229,974,065	\$60,447,893	\$28,211,314	\$8,492,624	\$327,125,896
Over (Under) Previous Year	\$20,618,837	(\$1,569,818)	(\$1,207,314)	(\$3,362,966)	\$14,478,740

Assuming acceptance of all awards by the Board of Regents

Comparison of Grant and Contract Awards by Agency**Fiscal Years 2007-2008 and 2008-2009**

Agency	Jul-Sep FY08	Jul-Sep FY09
US Department of Defense (DOD)	\$ 9,250,283	\$ 19,450,810
US Department of Education (DOEd)	\$ 7,378,777	\$ 9,409,857
US Department of Energy (DOE)	\$ 2,218,845	\$ 4,819,482
US Department of Health and Human Services (DHHS)	\$ 183,982,218	\$ 170,482,241
National Science Foundation (NSF)	\$ 39,539,829	\$ 45,682,089
Other Federal	\$ 15,815,427	\$ 27,752,423
Subtotal for Federal :	\$ 258,185,379	\$ 277,596,902
Associations and Non-Profits	\$ 19,573,086	\$ 24,740,250
Foundations	\$ 19,374,283	\$ 8,249,183
Local Government (in Washington)	\$ 2,259,608	\$ 1,988,887
Other Government (not in Washington)	\$ 4,756,236	\$ 7,156,151
Private Industry	\$ 8,611,658	\$ 10,453,140
State of Washington	\$ 14,365,646	\$ 11,407,741
Not Indicated	\$ 0	\$ 12,382
Subtotal for Non-Federal :	\$ 68,940,517	\$ 64,007,734
Grand Total :	\$ 327,125,896	\$ 341,604,636
Amount of Increase (Decrease) :		\$ 14,478,740
Percent of Increase (Decrease) :		4.4 %

Assuming acceptance of all awards by the Board of Regents

Comparison of Grant and Contract Awards by School/College

Fiscal Years 2007-2008 and 2008-2009

School/College	Jul-Sep FY08	Jul-Sep FY09
Upper Campus		
Architecture and Urban Planning	\$ 232,546	\$ 245,118
Arts and Sciences	\$ 29,988,191	\$ 37,487,698
Business Administration	\$ 724,471	\$ 445,000
Director of Libraries	\$ 96,500	
Education	\$ 668,546	\$ 3,620,029
Educational Outreach	\$ 267,568	\$ 39,001
Engineering	\$ 22,015,217	\$ 31,197,387
Evans School of Public Affairs	\$ 1,106,006	\$ 852,855
Executive Vice President		\$ 621,238
Forest Resources	\$ 2,151,247	\$ 3,496,798
Graduate School	\$ 864,778	\$ 674,303
Information School	\$ 1,624,647	\$ 3,470,221
Law	\$ 209,134	\$ 1,258,309
Ocean and Fishery Sciences	\$ 32,279,029	\$ 25,237,323
Office of Research	\$ 7,621,674	\$ 15,202,213
Provost	\$ 200,000	
Social Work	\$ 6,172,107	\$ 6,399,868
Undergraduate Education		\$ 10,640
VP Educational Partnerships	\$ 43,745	\$ 30,000
VP Minority Affairs	\$ 2,914,398	\$ 5,660,106
Subtotal :	\$ 109,179,804	\$ 135,948,107
Health Sciences		
Dentistry	\$ 4,275,525	\$ 2,827,482
Medicine	\$ 151,786,545	\$ 149,204,960
Nursing	\$ 7,905,246	\$ 6,006,350
Pharmacy	\$ 3,903,441	\$ 4,477,620
Public Health and Community Medicine	\$ 23,316,877	\$ 23,864,413
Subtotal :	\$ 191,187,634	\$ 186,380,825
Special Programs		
Alcohol and Drug Abuse Institute	\$ 2,757,273	\$ 1,394,716
CHDD Administration	\$ 6,982,058	\$ 2,838,617
Regional Primate Center	\$ 15,722,366	\$ 13,607,672
Subtotal :	\$ 25,461,697	\$ 17,841,005
Other UW Campuses		
Bothell	\$ 1,085,370	\$ 1,009,756
Tacoma	\$ 202,000	\$ 424,023
Subtotal :	\$ 1,287,370	\$ 1,433,779
Not Indicated	Not Indicated	\$ 9,391

School/College	Jul-Sep FY08	Jul-Sep FY09
Not Indicated Tacoma		\$ 920
Subtotal :	\$ 9,391	\$ 920
Grand Total :	\$ 327,125,896	\$ 341,604,636

Assuming acceptance of all awards by the Board of Regents

List of Awards for Arts and Sciences**Fiscal Years 2007-2008 and 2008-2009**

Department	Jul-Sep FY08	Jul-Sep FY09
Center for Statistics and the Social Sciences	\$ 388,907	\$ 58,774
Center for Studies in Demography and Ecology	\$ 628,915	\$ 932,440
Department of Anthropology	\$ 246,138	\$ 307,026
Department of Applied Mathematics	\$0	\$ 598,580
Department of Asian Languages and Literature	\$0	\$ 100,000
Department of Astronomy	\$ 1,325,332	\$ 2,249,952
Department of Atmospheric Sciences	\$ 878,931	\$ 1,694,765
Department of Biology	\$ 2,202,058	\$ 3,609,168
Department of Chemistry	\$ 11,443,260	\$ 11,801,330
Department of Communication	\$ 14,458	\$ 322,385
Department of Earth and Space Sciences	\$ 785,360	\$ 3,526,230
Department of Economics	\$ 6,575	\$0
Department of English	\$ 72,573	\$ 43,000
Department of Geography	\$ 336,787	\$ 12,000
Department of Germanics	\$ 45,000	\$0
Department of Linguistics	\$ 164,666	\$ 74,795
Department of Mathematics	\$ 2,089,271	\$ 875,109
Department of Physics	\$ 3,258,462	\$ 1,901,610
Department of Political Science	\$ 1,124,910	\$ 14,400
Department of Psychology	\$ 2,819,851	\$ 2,584,772
Department of Sociology	\$ 10,350	\$0
Department of Speech and Hearing Sciences	\$ 643,619	\$ 1,208,502
Department of Statistics	\$ 16,173	\$ 150,186
Henry M. Jackson School of International Studies	\$ 1,418,414	\$ 1,120,097
Institute for Nuclear Theory	\$0	\$ 47,200
Language Learning Center	\$0	\$ 137,000
Other Arts and Sciences Programs	\$0	\$ 4,033,304
Public Performing Arts	\$ 23,875	\$ 46,450
Thomas Burke Memorial Washington State Museum	\$ 44,305	\$ 38,620
Total :	\$ 29,988,190	\$ 37,487,700

Assuming acceptance of all awards by the Board of Regents

Summary of Grant Awards**Fiscal Year 2008-2009***Excluding private awards from Foundations, Industry, Associations and Others*

Month	RESEARCH AND OTHER		TRAINING		Total Grants
	Federal	Non-Federal	Federal	Non-Federal	
July	\$ 84,799,550	\$ 3,384,315	\$ 9,776,757	\$ 226,080	\$ 98,186,700
August	\$ 53,590,660	\$ 5,137,674	\$ 7,914,685	\$ 0	\$ 66,643,020
September	\$ 90,787,430	\$ 3,932,069	\$ 9,263,558	\$ 164,451	\$ 104,147,500
Year to Date	\$ 229,177,600	\$ 12,454,060	\$ 26,955,000	\$ 390,531	\$ 268,977,200

Assuming acceptance of all awards by the Board of Regents

Summary of Grant Awards

Fiscal Year 2008-2009

Private awards from Foundations, Industry, Associations and Others

Month	RESEARCH AND OTHER	TRAINING	Total Grants
July	\$ 6,878,668	\$ 512,428	\$ 7,391,096
August	\$ 12,286,370	\$ 397,418	\$ 12,683,790
September	\$ 10,619,370	\$ 83,395	\$ 10,702,760
Year to Date	\$ 29,784,410	\$ 993,241	\$ 30,777,650

Assuming acceptance of all awards by the Board of Regents

Summary of Contract Awards

Fiscal Year 2008-2009

Month	RESEARCH AND OTHER		TRAINING		Total Contracts
	Federal	Non-Federal	Federal	Non-Federal	
July	\$ 1,411,756	\$ 5,957,698	\$ 0	\$ 2,263,482	\$ 9,632,936
August	\$ 5,421,129	\$ 5,139,839	\$ 30,000	\$ 638,741	\$ 11,229,710
September	\$ 14,582,370	\$ 5,542,074	\$ 19,000	\$ 843,663	\$ 20,987,100
Year to Date	\$ 21,415,250	\$ 16,639,610	\$ 49,000	\$ 3,745,886	\$ 41,849,750

Assuming acceptance of all awards by the Board of Regents

**Report of Grant and Contract Awards
of \$1,000,000 or More**

September 2008

**Requiring action of
The Board of Regents
of the
University of Washington**

**Office of Research
Office of Sponsored Programs**

Detail of Public Grant Awards

Federal

US Department of Defense (DOD)

US Department of Defense (DOD)

To: Ann E. Downer, Senior Lecturer-full Time \$ 1,438,000
 Public Health and Community Medicine
 For: Department of Defense HIV/AIDS Prevention, Care and Treatment
 Program
 Eff: 6/14/2007 Classified: No

Total for US Department of Defense (DOD): \$ 1,438,000

Total for US Department of Defense (DOD): \$ 1,438,000

US Department of Education (DOEd)

US Department of Education (DOEd)

To: Loueta D. Johnson, Director \$ 1,846,187
 VP Minority Affairs
 For: Two Valleys One Vision GEAR UP program 2006-2012
 Eff: 9/29/2008 Classified: No

Total for US Department of Education (DOEd): \$ 1,846,187

Total for US Department of Education (DOEd): \$ 1,846,187

US Department of Energy (DOE)

US Department of Energy (DOE)

To: Caroline Harwood, Professor \$ 1,100,000
 Department of Microbiology
 For: Integrating large-scale functional genomics data to dissect metabolic
 networks for hydrogen production
 Eff: 9/15/2008 Classified: No

Total for US Department of Energy (DOE): \$ 1,100,000

Total for US Department of Energy (DOE): \$ 1,100,000

US Department of Health and Human Services (DHHS)

Centers for Disease Control and Prevention (CDC)

To: Mark W. Oberle, Professor \$ 1,274,502
 Department of Health Services
 For: Center of Excellence in Public Health Informatics (CEPHI)
 Eff: 9/30/2008 Classified: No

To: Jeffrey R Harris, Professor \$ 2,281,311
 Department of Health Services

For: Health Promotion and Disease Prevention Research Centers
 Eff: 9/30/2008 Classified: No

Total for Centers for Disease Control and Prevention (CDC): \$ 3,555,813

National Institutes of Health (NIH)

To: Allan E. Rettie, Professor \$ 1,360,630
 Department of Medicinal Chemistry
 For: Drug Interactions
 Eff: 9/1/2008 Classified: No

To: Trisha Nell Davis, Professor \$ 1,950,476
 Department of Biochemistry

Detail of Public Grant Awards

Federal

US Department of Health and Human Services (DHHS)

National Institutes of Health (NIH)

For:	Comprehensive Biology: Exploiting the Yeast Genome	
Eff:	9/1/2006	Classified: No
To:	John D Hawkins, Professor School of Social Work	\$ 1,660,697
For:	The Community Youth Development Study: A Test of Communities That Care	
Eff:	9/1/2008	Classified: No
To:	King K. Holmes, Professor Department of Medicine	\$ 1,870,584
For:	University of Washington STI-TM Cooperative Research Center Y18	
Eff:	9/1/2008	Classified: No
To:	Scott S. Emerson, Professor Department of Biostatistics	\$ 5,008,796
For:	EMS Network Data Coordinating Center	
Eff:	7/1/2008	Classified: No

National Institute of Child Health and Human Development (NICHD)

To:	Michael J Guralnick, Director CHDD Administration	\$ 1,725,438
For:	Research in Mental Retardation and Child Development	
Eff:	7/1/2008	Classified: No

Total for National Institute of Child Health and Human Development (NICHD): \$ 1,725,438

National Institute of General Medical Sciences (NIGMS)

To:	Lawrence A Loeb, Professor Department of Pathology	\$ 1,050,213
For:	Medical Scientist Training Program	
Eff:	7/1/2008	Classified: No

Total for National Institute of General Medical Sciences (NIGMS): \$ 1,050,213

National Institute on Drug Abuse (NIDA)

To:	Dennis Donovan, Director Alcohol and Drug Abuse Institute	\$ 1,249,086
For:	Clinical Trials Network: Pacific Northwest Node	
Eff:	9/1/2008	Classified: No

Total for National Institute on Drug Abuse (NIDA): \$ 1,249,086

Total for National Institutes of Health (NIH): \$ 15,875,920

Total for US Department of Health and Human Services (DHHS): \$ 19,431,733

National Science Foundation (NSF)

National Science Foundation (NSF)

To:	Karen Goldberg, Professor Department of Chemistry	\$ 3,000,000
For:	Center for Enabling New Technologies Through Catalysis Year 2	
Eff:	8/1/2007	Classified: No
To:	Jeffrey William Berman, Assistant Professor Civil and Environmental Engineering	\$ 1,531,077

Detail of Public Grant Awards

Federal

National Science Foundation (NSF)

National Science Foundation (NSF)

For: NEESR-SG: International Development of Innovative Steel Plate
Shear Wall Systems and Methods
Eff: 10/1/2008 Classified: No

Total for National Science Foundation (NSF): \$ 4,531,077

Total for National Science Foundation (NSF): \$ 4,531,077

Other Federal

National Oceanic and Atmospheric Administration (NOAA)

To: Edward Sarachik, Professor Emeritus \$ 1,462,000
Department of Atmospheric Sciences

For: Center for Science in the Earth System 2008-2009
Eff: 4/2/2001 Classified: No

To: Thomas Ackerman, Director \$ 7,489,022
Joint Institute for Study of the Atmosphere and Ocean (JISAO)

For: Joint Institute for the Study of the Atmosphere and Ocean: Tasks I &
II
Eff: 4/2/2001 Classified: No

Total for National Oceanic and Atmospheric Administration (NOAA): \$ 8,951,022

US Department of State

To: Veronica Taylor, Professor \$ 1,049,175
School of Law

For: US-Afghan LLM/Certificate Program for Afghan Legal Educators
Eff: 4/1/2008 Classified: No

Total for US Department of State: \$ 1,049,175

Total for Other Federal: \$ 10,000,197

Total for Federal: \$ 38,347,194

Total Public Grants: \$ 38,347,194

Detail of Contract Awards

Federal

US Department of Defense (DOD)

US Navy

To:	Frederick W Karig, Apl-principal Engineer Applied Physics Laboratory	\$ 3,000,000
For:	ICEX09 PREP AND CAMP (TO# 0096-02)	
Eff:	7/11/2008	Classified: Yes

Total for US Navy: \$ 3,000,000

Total for US Department of Defense (DOD): \$ 3,000,000

US Department of Health and Human Services (DHHS)

National Institutes of Health (NIH)

National Institute of Allergy and Infectious Diseases (NIAID)

To:	Michael Gerald Katze, Professor Department of Microbiology	\$ 6,592,165
For:	A Systems Biology Approach to Emerging Respiratory Viral Diseases	
Eff:	9/26/2008	Classified: No

*Total for National Institute of Allergy and Infectious Diseases
(NIAID): \$ 6,592,165*

Total for National Institutes of Health (NIH): \$ 6,592,165

Total for US Department of Health and Human Services (DHHS): \$ 6,592,165

Total for Federal: \$ 9,592,165

Total Contracts: \$ 9,592,165

Grand Total for all Awards \$ 47,939,359