

VII. STANDING COMMITTEES

B. Finance, Audit and Facilities Committee

UW

---

Report of  
Contributions

University of Washington  
University of Washington Foundation

December, 2008  
and  
January, 2009

---



UNIVERSITY OF WASHINGTON

All Areas

# REPORT OF CONTRIBUTIONS

December 2008

REPORT BY: UNIVERSITY ADVANCEMENT, ADVANCEMENT SERVICES, INFORMATION MANAGEMENT

## ANNUAL PROGRESS BY CONSTITUENCY

School	Current Month				Year to Date			
	Gifts	Grants	Total	Donors <sup>1</sup>	Gifts	Grants	Total	Donors
UW Medicine	\$3,817,757	\$7,006,028	\$10,823,785	3,618	\$17,008,432	\$58,344,589	\$75,353,021	9,007
Arts and Sciences	\$2,193,608	\$642,550	\$2,836,158	2,845	\$8,762,711	\$4,210,574	\$12,973,285	8,694
Broadcast Services	\$149,013	\$0	\$149,013	469	\$1,352,104	\$0	\$1,352,104	1,116
Built Environments	\$319,055	\$0	\$319,055	378	\$639,026	\$2,500	\$641,526	691
Business School	\$6,932,040	\$0	\$6,932,040	648	\$18,094,637	\$0	\$18,094,637	2,716
Dentistry	\$206,408	\$67,500	\$273,908	276	\$836,506	\$466,459	\$1,302,965	795
Education	\$489,239	\$77,983	\$567,222	164	\$1,508,946	\$885,294	\$2,394,240	823
Engineering	\$1,502,563	\$234,936	\$1,737,499	799	\$6,189,330	\$2,879,480	\$9,068,811	2,848
Environment	\$202,150	\$0	\$202,150	11	\$4,612,494	\$0	\$4,612,494	19
Evans School of Public Affairs	\$12,395	\$60,000	\$72,395	107	\$200,275	\$355,000	\$555,275	238
Forest Resources	\$145,653	\$2,616	\$148,269	156	\$446,652	\$670,260	\$1,116,912	423
Friday Harbor Labs	\$21,477	\$0	\$21,477	97	\$94,335	\$0	\$94,335	214
Information School	\$14,675	\$0	\$14,675	87	\$319,199	\$512,000	\$831,199	439
Intercollegiate Athletics	\$1,035,183	\$0	\$1,035,183	539	\$3,944,297	\$0	\$3,944,297	3,802
Minority Affairs	\$22,262	\$0	\$22,262	150	\$71,601	\$0	\$71,601	251
Law	\$1,328,611	\$0	\$1,328,611	399	\$1,943,907	\$0	\$1,943,907	911
Libraries	\$73,597	\$0	\$73,597	292	\$538,041	\$0	\$538,041	1,234
Nursing	\$149,641	\$0	\$149,641	522	\$1,688,156	\$594,986	\$2,283,142	1,036
Ocean and Fishery Sciences	\$598,388	\$0	\$598,388	210	\$838,949	\$5,439,157	\$6,278,106	390
Pharmacy	\$76,041	\$9,356	\$85,397	130	\$508,200	\$446,522	\$954,722	389
President's Funds	\$66,866	\$0	\$66,866	388	\$1,876,615	\$0	\$1,876,615	914
Public Health	\$98,626	\$208,842	\$307,468	176	\$560,280	\$8,045,412	\$8,605,691	412
Social Work	\$22,284	\$10,100	\$32,384	227	\$91,766	\$50,100	\$141,866	466
Student Affairs	\$178,799	\$0	\$178,799	437	\$700,963	\$0	\$700,963	1,453
Undergraduate Education	\$111,464	\$0	\$111,464	121	\$368,225	\$0	\$368,225	192
University Press	\$19,630	\$0	\$19,630	35	\$106,191	\$0	\$106,191	73
UW Alumni Association	\$68,616	\$0	\$68,616	1,480	\$462,669	\$0	\$462,669	9,028
UW Bothell	\$20,093	\$375,000	\$395,093	71	\$186,246	\$375,000	\$561,246	232
UW Tacoma	\$451,852	\$0	\$451,852	127	\$1,344,057	\$0	\$1,344,057	329
Other University Support	\$366,268	\$0	\$366,268	238	\$1,662,361	\$357,195	\$2,019,556	1,436
<b>Total</b>	<b>\$20,694,253</b>	<b>\$8,694,912</b>	<b>\$29,389,165</b>	<b>13,579</b>	<b>\$76,957,172</b>	<b>\$83,634,528</b>	<b>\$160,591,699</b>	<b>44,815</b>

## MONTHLY HIGHLIGHTS

The UW received \$29.39M in total private voluntary support (\$20.69M in gifts and \$8.69M in grants) in the current month.

Areas including Business School, Dentistry, Education, Environment, Forest Resources, Minority Affairs, Law, Nursing, Public Health, Student Affairs, Undergraduate Education and UW Bothell are ahead of last year's year-to-date totals.

<sup>1</sup> Donors are defined as those entities who have a credit amount of greater than \$0.00.

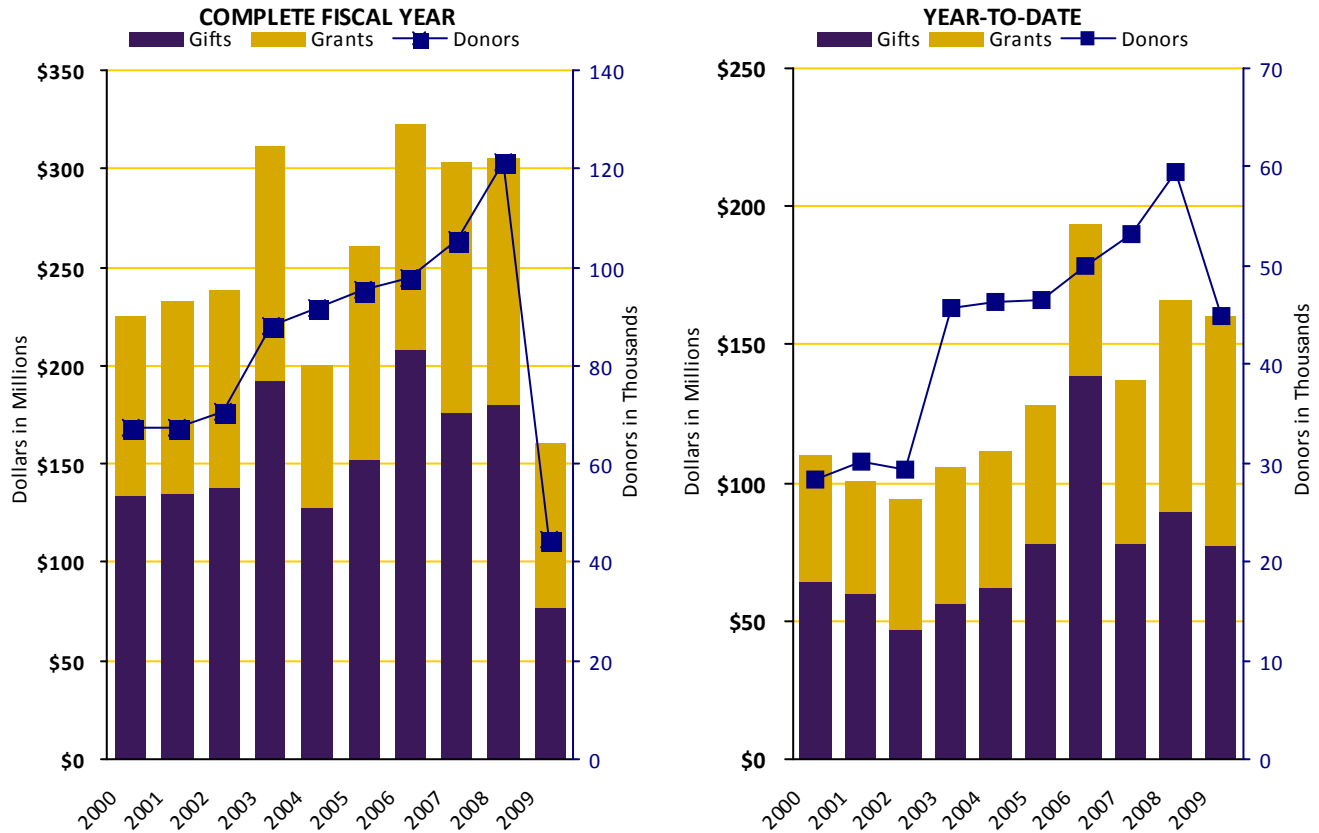
The donor total at the bottom of the chart is not a cumulative total of the rows above. The donor total is the number of unique donors who have been credited with a gift to the UW during the given time period.

**DEVELOPMENT SUMMARY BY CONSTITUENCY**

School	Current Month		Year to Date		Prior Year to Date		Prior Year Total	
	Total	Donors	Total	Donors	Total	Donors	Total	Donors
UW Medicine	\$10,823,785	3,618	\$75,353,021	9,007	\$78,053,498	12,284	\$128,084,404	18,602
Arts and Sciences	\$2,836,158	2,845	\$12,973,285	8,694	\$19,565,057	9,347	\$36,159,265	15,040
Broadcast Services	\$149,013	469	\$1,352,104	1,116	\$3,940,733	7,437	\$12,124,630	21,710
Built Environments	\$319,055	378	\$641,526	691	\$1,064,017	730	\$2,552,681	1,467
Business School	\$6,932,040	648	\$18,094,637	2,716	\$7,918,917	3,404	\$13,215,754	4,667
Dentistry	\$273,908	276	\$1,302,965	795	\$844,955	920	\$3,479,430	1,340
Education	\$567,222	164	\$2,394,240	823	\$1,057,855	792	\$2,778,307	1,637
Engineering	\$1,737,499	799	\$9,068,811	2,848	\$11,293,803	3,148	\$22,826,602	4,653
Environment	\$202,150	11	\$4,612,494	19	\$0	0	\$0	0
Evans School of Public Affairs	\$72,395	107	\$555,275	238	\$2,326,309	195	\$3,350,952	493
Forest Resources	\$148,269	156	\$1,116,912	423	\$1,092,302	634	\$2,552,419	1,151
Friday Harbor Labs	\$21,477	97	\$94,335	214	\$335,809	278	\$553,591	454
Information School	\$14,675	87	\$831,199	439	\$2,986,259	472	\$3,893,390	639
Intercollegiate Athletics	\$1,035,183	539	\$3,944,297	3,802	\$7,086,350	5,446	\$20,268,275	25,073
Minority Affairs	\$22,262	150	\$71,601	251	\$0	0	\$0	0
Law	\$1,328,611	399	\$1,943,907	911	\$1,501,989	1,234	\$2,865,343	2,166
Libraries	\$73,597	292	\$538,041	1,234	\$966,568	1,325	\$1,599,016	4,714
Nursing	\$149,641	522	\$2,283,142	1,036	\$2,012,037	1,171	\$3,155,721	1,775
Ocean and Fishery Sciences	\$598,388	210	\$6,278,106	390	\$8,250,250	441	\$12,310,301	829
Pharmacy	\$85,397	130	\$954,722	389	\$1,751,492	528	\$3,038,164	1,127
President's Funds	\$66,866	388	\$1,876,615	914	\$356,493	1,286	\$961,234	2,240
Public Health	\$307,468	176	\$8,605,691	412	\$6,537,380	376	\$9,774,188	732
Scholarships and Student Programs	\$0	0	\$0	0	\$2,345,818	4,177	\$7,075,190	6,407
Social Work	\$32,384	227	\$141,866	466	\$341,089	404	\$1,633,711	895
Student Affairs	\$178,799	437	\$700,963	1,453	\$0	0	\$0	0
Undergraduate Education	\$111,464	121	\$368,225	192	\$0	0	\$0	0
University Press	\$19,630	35	\$106,191	73	\$256,289	205	\$414,094	293
UW Alumni Association	\$68,616	1,480	\$462,669	9,028	\$495,620	9,496	\$1,146,912	21,851
UW Bothell	\$395,093	71	\$561,246	232	\$67,368	164	\$302,577	795
UW Tacoma	\$451,852	127	\$1,344,057	329	\$1,653,504	318	\$4,420,119	967
Other University Support	\$366,268	238	\$2,019,556	1,436	\$2,416,527	1,218	\$4,423,387	2,518
<b>Total<sup>1</sup></b>	<b>\$29,389,165</b>	<b>13,579</b>	<b>\$160,591,699</b>	<b>44,815</b>	<b>\$166,518,288</b>	<b>59,458</b>	<b>\$304,959,657</b>	<b>121,447</b>

<sup>1</sup> The donor total at the bottom of the chart is not a cumulative total of the rows above. The donor total is the number of unique donors who have been credited with a gift to the UW during the given time period.

## FISCAL YEAR COMPARISON OF TOTAL CONTRIBUTIONS



Fiscal Year	Complete Fiscal Year				Year to Date			
	Gifts	Grants	Total	Donors	Gifts	Grants	Total	Donors
2008-2009	\$76,957,172	\$83,634,528	\$160,591,699	44,815	\$76,957,172	\$83,634,528	\$160,591,699	44,815
2007-2008	\$180,735,444	\$124,224,214	\$304,959,657	121,447	\$89,445,201	\$77,073,087	\$166,518,288	59,458
2006-2007	\$176,490,215	\$126,399,369	\$302,889,584	105,353	\$78,353,078	\$59,264,713	\$137,617,791	53,294
2005-2006	\$207,744,231	\$115,261,186	\$323,005,417	97,876	\$138,499,322	\$55,494,951	\$193,994,273	50,054
2004-2005	\$151,969,925	\$108,802,371	\$260,772,296	95,227	\$77,689,900	\$50,505,571	\$128,195,471	46,526
2003-2004	\$128,174,367	\$71,603,323	\$199,777,690	91,903	\$62,089,442	\$48,886,946	\$110,976,388	46,351
2002-2003	\$192,573,183	\$118,677,722	\$311,250,905	88,259	\$56,283,917	\$49,383,639	\$105,667,556	45,698
2001-2002	\$137,959,340	\$100,820,547	\$238,779,887	70,560	\$46,825,862	\$46,929,112	\$93,754,975	29,285
2000-2001	\$134,797,642	\$97,112,979	\$231,910,621	67,307	\$59,840,357	\$40,542,569	\$100,382,926	30,185
1999-2000	\$134,037,997	\$91,536,165	\$225,574,162	67,351	\$64,006,287	\$46,019,341	\$110,025,628	28,289

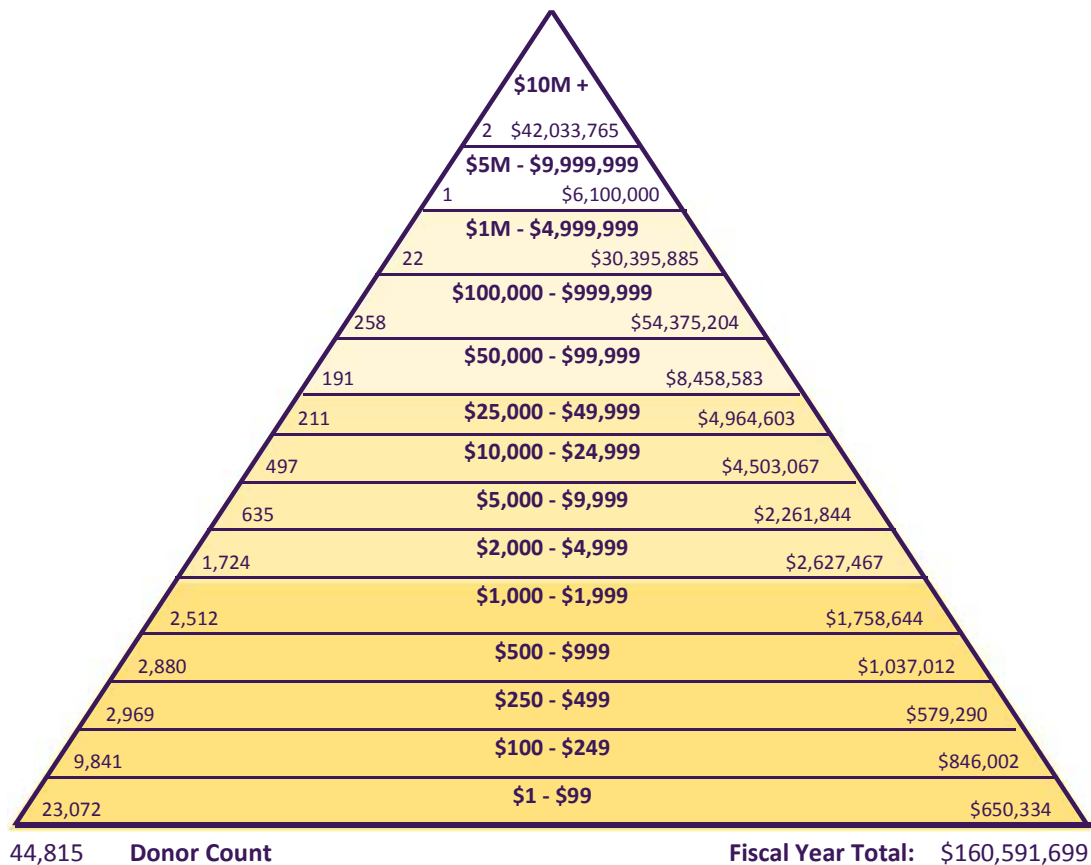
## ANNUAL FUNDING THEME PROGRESS

Theme	Year to Date		
	Current Use	Endowment	Total
Student Support	\$3,512,984	\$9,270,882	\$12,783,865
Faculty Support	\$3,036,426	\$8,409,802	\$11,446,227
Program Support for Faculty and Students	\$100,453,798	\$12,952,587	\$113,411,385
Capital	\$12,859,137	\$600	\$12,859,737
Excellence Funds	\$9,459,728	\$630,757	\$10,090,485
<b>Total</b>	<b>\$129,322,072</b>	<b>\$31,264,627</b>	<b>\$160,591,699</b>

## DEVELOPMENT ACTIVITY BY DONOR TYPE

Donor Type	Year to Date		Prior Year to Date		Prior Fiscal Year	
	Donors	Total	Donors	Total	Donors	Total
Alumni	25,058	\$18,579,611	30,056	\$33,470,415	55,089	\$57,128,097
Corporations	1,244	\$25,603,455	1,553	\$31,001,726	3,255	\$61,590,177
Family Foundations	100	\$8,021,582	115	\$7,401,039	172	\$13,349,493
Foundations	244	\$53,576,911	263	\$50,678,210	431	\$75,371,489
Non-Alumni	17,853	\$22,069,663	27,248	\$16,583,419	61,914	\$40,209,765
Organizations	316	\$32,740,478	333	\$27,383,479	586	\$57,285,487
<b>Total</b>	<b>44,815</b>	<b>\$160,591,699</b>	<b>59,568</b>	<b>\$166,518,288</b>	<b>121,447</b>	<b>\$304,934,507</b>

## DEVELOPMENT ACTIVITY PYRAMID



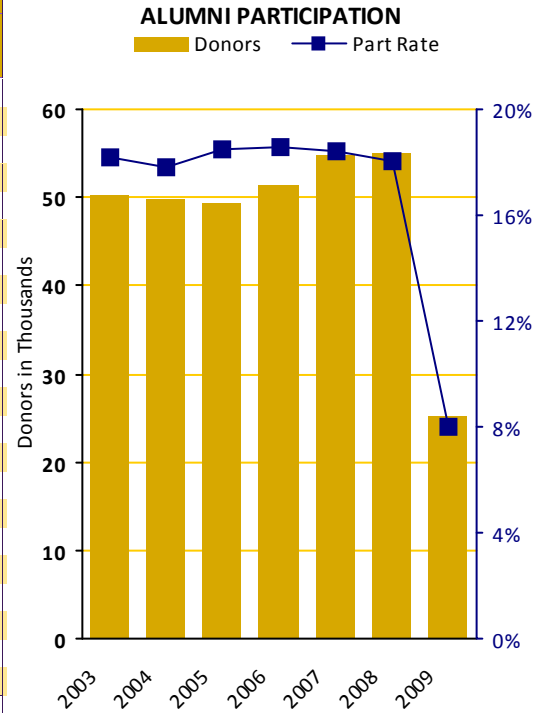
**ANNUAL PROGRESS BY GIVING LEVEL**

Giving Level	Alumni	Non Alumni	Family Fndns.	Corporations	Foundations	Other Orgs.	Total
\$10M +	\$0	\$0	\$0	\$0	\$30,525,625	\$11,508,140	\$42,033,765
\$5M - \$9,999,999	\$0	\$6,100,000	\$0	\$0	\$0	\$0	\$6,100,000
\$1M - \$4,999,999	\$5,384,136	\$3,000,000	\$4,510,043	\$4,538,478	\$7,846,749	\$5,116,479	\$30,395,885
\$100,000 - \$999,999	\$5,650,206	\$7,518,705	\$2,360,746	\$14,087,311	\$11,486,423	\$13,271,813	\$54,375,204
\$50,000 - \$99,999	\$674,467	\$932,595	\$430,900	\$2,655,912	\$2,411,318	\$1,353,390	\$8,458,583
\$25,000 - \$49,999	\$837,513	\$588,853	\$318,480	\$1,878,785	\$675,858	\$665,114	\$4,964,603
\$10,000 - \$24,999	\$1,163,203	\$889,106	\$298,426	\$1,180,721	\$445,559	\$526,053	\$4,503,067
\$5,000 - \$9,999	\$821,017	\$542,188	\$61,804	\$598,086	\$78,660	\$160,089	\$2,261,844
\$2,000 - \$4,999	\$1,239,184	\$816,389	\$24,500	\$390,486	\$61,861	\$95,048	\$2,627,467
\$1,000 - \$1,999	\$892,905	\$649,689	\$14,932	\$143,981	\$31,759	\$25,378	\$1,758,644
\$500 - \$999	\$572,699	\$372,154	\$1,350	\$74,449	\$6,632	\$9,730	\$1,037,012
\$250 - \$499	\$343,257	\$204,156	\$0	\$23,292	\$2,767	\$5,817	\$579,290
\$100 - \$249	\$543,831	\$271,482	\$400	\$24,788	\$3,230	\$2,271	\$846,002
\$1 - \$99	\$457,193	\$184,347	\$0	\$7,166	\$472	\$1,156	\$650,334
<b>Total</b>	<b>\$18,579,611</b>	<b>\$22,069,663</b>	<b>\$8,021,582</b>	<b>\$25,603,455</b>	<b>\$53,576,911</b>	<b>\$32,740,478</b>	<b>\$160,591,699</b>

Giving Level	Alumni	Non Alumni	Family Fndns.	Corporations	Foundations	Other Orgs.	Total
\$10M +	0	0	0	0	1	1	2
\$5M - \$9,999,999	0	1	0	0	0	0	1
\$1M - \$4,999,999	5	6	3	3	2	3	22
\$100,000 - \$999,999	43	58	16	61	40	40	258
\$50,000 - \$99,999	34	53	8	41	34	21	191
\$25,000 - \$49,999	41	61	12	56	21	20	211
\$10,000 - \$24,999	143	183	20	84	33	34	497
\$5,000 - \$9,999	250	229	12	106	12	26	635
\$2,000 - \$4,999	769	742	9	148	22	34	1,724
\$1,000 - \$1,999	1,129	1,199	13	125	25	21	2,512
\$500 - \$999	1,412	1,297	2	137	13	19	2,880
\$250 - \$499	1,500	1,355	0	85	8	21	2,969
\$100 - \$249	5,469	4,122	5	201	22	22	9,841
\$1 - \$99	14,263	8,547	0	197	11	54	23,072
<b>Total</b>	<b>25,058</b>	<b>17,853</b>	<b>100</b>	<b>1,244</b>	<b>244</b>	<b>316</b>	<b>44,815</b>

**ALUMNI PARTICIPATION BY CONSTITUENCY (CURRENT FISCAL YEAR)**

Area	Solicitable	To UW		To Unit	
		Year to Date		Year to Date	
		Donors	Part Rate	Donors	Part Rate
UW Medicine	19,109	1,732	9.06%	1,195	6.25%
Arts and Sciences	145,069	10,800	7.44%	5,384	3.71%
Business School	37,913	3,705	9.77%	1,818	4.80%
Built Environments	8,096	700	8.65%	456	5.63%
Dentistry	4,501	618	13.73%	426	9.46%
Education	18,944	1,634	8.63%	231	1.22%
Engineering	32,856	2,765	8.42%	1,840	5.60%
Evans School of Public Affairs	2,394	245	10.23%	72	3.01%
Forest Resources	4,601	269	5.85%	110	2.39%
Interdisc. Grad. Programs	1,719	130	7.56%		
Interdisc. Undergrad. Programs	247	14	5.67%		
Interscholar Programs	493	35	7.10%		
Information School	4,516	558	12.36%	338	7.48%
Law	7,755	837	10.79%	568	7.32%
School of Nursing	8,661	1,034	11.94%	769	8.88%
Ocean & Fisheries	4,038	328	8.12%	195	4.83%
Pharmacy	3,529	340	9.63%	216	6.12%
Public Health	4,465	378	8.47%	123	2.75%
Social Work	6,428	559	8.70%	397	6.18%
UW Bothell	6,635	368	5.55%	80	1.21%
UW Tacoma	7,685	315	4.10%	102	1.33%
Unspecified	11,813	989	8.37%		
<b>ALL UW TOTAL</b>	<b>314,219</b>	<b>25,058</b>	<b>7.97%</b>		



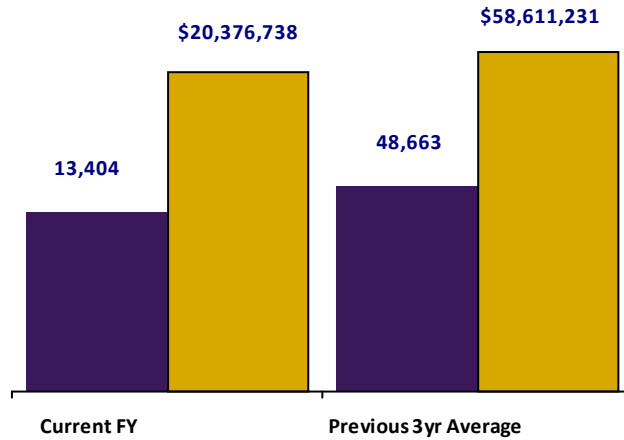
**ALUMNI PARTICIPATION BY CONSTITUENCY (PREVIOUS FISCAL YEAR)**

Area	Solicitable	To UW				To Unit			
		Year to Date		FY Total		Year to Date		FY Total	
		Donors	Part Rate	Donors	Part Rate	Donors	Part Rate	Donors	PFY Final
UW Medicine	18,010	2,035	11.30%	3,822	21.22%	1,293	7.18%	2,243	12.45%
Arts and Sciences	141,595	12,437	8.78%	23,047	16.28%	4,103	2.90%	5,948	4.20%
Business School	37,430	4,488	11.99%	8,231	21.99%	1,937	5.17%	2,559	6.84%
Built Environments	7,965	780	9.79%	1,563	19.62%	340	4.27%	617	7.75%
Dentistry	4,579	717	15.66%	1,215	26.53%	448	9.78%	627	13.69%
Education	18,902	2,005	10.61%	3,870	20.47%	220	1.16%	589	3.12%
Engineering	32,393	3,215	9.92%	5,569	17.19%	1,631	5.04%	2,310	7.13%
Evans School of Public Affairs	2,329	274	11.76%	619	26.58%	74	3.18%	190	8.16%
Forest Resources	4,603	350	7.60%	801	17.40%	148	3.22%	324	7.04%
Interdisc. Grad. Programs	1,622	148	9.12%	293	18.06%				
Interdisc. Undergrad. Programs	225	6	2.67%	22	9.78%				
Interscholar Programs	453	35	7.73%	70	15.45%				
Information School	4,370	641	14.67%	1,004	22.97%	310	7.09%	405	9.27%
Law	7,780	1,087	13.97%	1,942	24.96%	676	8.69%	1,086	13.96%
School of Nursing	8,598	1,194	13.89%	1,980	23.03%	674	7.84%	1,018	11.84%
Ocean & Fisheries	3,911	387	9.90%	788	20.15%	179	4.58%	331	8.46%
Pharmacy	3,426	454	13.25%	997	29.10%	278	8.11%	648	18.91%
Public Health	4,318	407	9.43%	793	18.36%	128	2.96%	276	6.39%
Social Work	6,404	494	7.71%	1,105	17.25%	184	2.87%	496	7.75%
UW Bothell	6,084	328	5.39%	873	14.35%	55	0.90%	224	3.68%
UW Tacoma	7,003	320	4.57%	927	13.24%	94	1.34%	313	4.47%
Unspecified	10,866	1,235	11.37%	2,433	22.39%				
<b>ALL UW TOTAL</b>	<b>305,971</b>	<b>29,190</b>	<b>9.54%</b>	<b>55,089</b>	<b>18.00%</b>				



## KEY PERFORMANCE INDICATORS

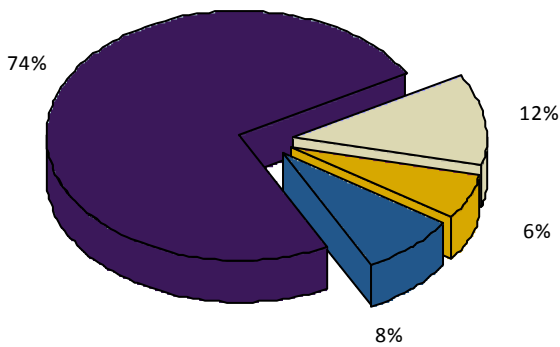
### NEW DONOR ACQUISITION



	New Donors	New Dollars
Current FY	13,404	\$20,376,738
Previous 3yr Average	48,663	\$58,611,231

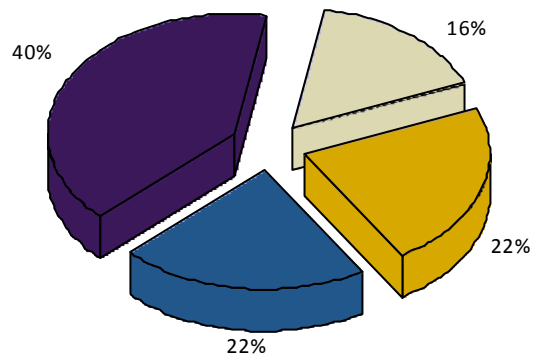
### DONOR RETENTION (CURRENT FY)

- Returning Donor - Decreased Giving
- Returning Donor - Increased Giving
- Returning Donor - Same Giving
- Yet to Return as Donor



### DONOR RETENTION (PREVIOUS 3YR AVG)

- Returning Donor - Decreased Giving
- Returning Donor - Increased Giving
- Returning Donor - Same Giving
- Yet to Return as Donor



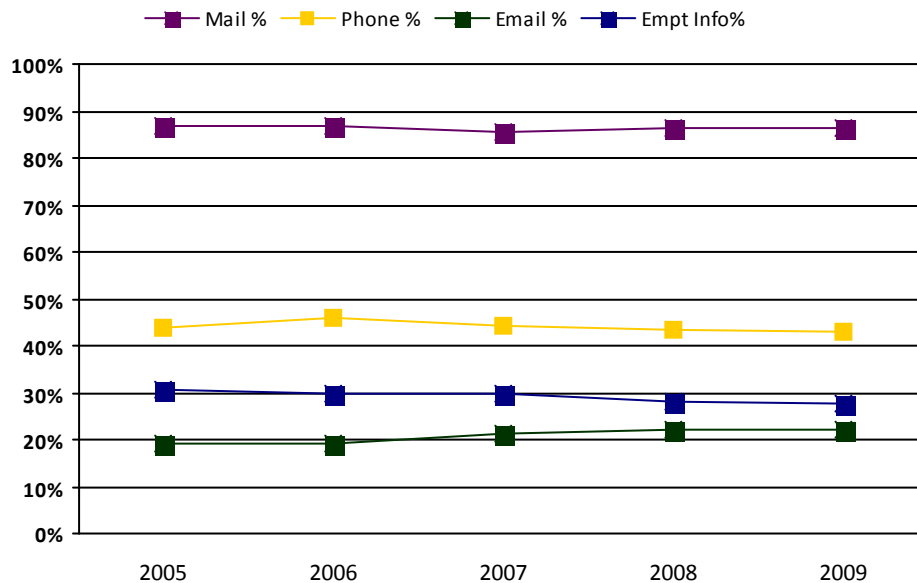
	Donors	Dollars		Donors	Dollars
Returning Donor - Decreased Giving	14,614	\$56,962,031	Returning Donor - Decreased Giving	16,124	\$65,278,811
Returning Donor - Increased Giving	6,830	\$78,615,158	Returning Donor - Increased Giving	22,023	\$178,192,234
Returning Donor - Same Giving	9,967	\$4,637,772	Returning Donor - Same Giving	21,414	\$8,169,227
Yet to Return as Donor	90,024		Yet to Return as Donor	39,919	

Donor counts may vary slightly due to donor crediting preferences.  
 Three-year averages are based on fiscal year totals and do not reflect year-to-date status.

## STATE OF THE DATABASE

School	Alumni	Friends	Total	Mailable	Mail %	Phonable	Phone %	Emailable	Email %	Emp Info	Emp %
UW Medicine	22,546	34,541	57,087	52,876	92.62%	31,765	55.64%	13,401	23.47%	17,339	30.37%
Arts and Sciences	176,958	17,511	194,469	164,150	84.41%	76,483	39.33%	47,316	24.33%	52,462	26.98%
Broadcast Services	0	37,894	37,894	37,354	98.57%	13,988	36.91%	5,034	13.28%	6,700	17.68%
Built Environments	9,415	1,568	10,983	9,765	88.91%	5,281	48.08%	2,779	25.30%	4,244	38.64%
Business School	46,109	3,653	49,762	42,086	84.57%	21,352	42.91%	14,544	29.23%	20,963	42.13%
Dentistry	5,058	1,432	6,490	6,027	92.87%	3,891	59.95%	1,965	30.28%	1,981	30.52%
Education	25,387	2,278	27,665	21,278	76.91%	11,549	41.75%	4,663	16.86%	8,010	28.95%
Engineering	40,687	3,850	44,537	36,848	82.74%	18,425	41.37%	11,006	24.71%	16,990	38.15%
Environment	0	31	31	30	96.77%	25	80.65%	13	41.94%	13	41.94%
Evans School of Public Affairs	2,678	581	3,259	3,044	93.40%	1,825	56.00%	1,570	48.17%	1,803	55.32%
Forest Resources	5,623	1,531	7,154	6,113	85.45%	3,461	48.38%	1,708	23.87%	2,677	37.42%
Graduate School	1,921	1,208	3,129	2,973	95.01%	1,978	63.22%	1,498	47.87%	1,492	47.68%
Information School	5,662	392	6,054	5,028	83.05%	3,153	52.08%	1,691	27.93%	2,480	40.96%
Intercollegiate Athletics	0	8,352	8,352	8,222	98.44%	6,562	78.57%	3,928	47.03%	3,442	41.21%
Law	8,794	1,600	10,394	9,542	91.80%	5,271	50.71%	4,178	40.20%	4,646	44.70%
Libraries	0	10,258	10,258	10,142	98.87%	8,779	85.58%	1,815	17.69%	1,877	18.30%
Nursing	10,751	1,380	12,131	10,071	83.02%	5,867	48.36%	2,979	24.56%	4,760	39.24%
Ocean and Fishery Sciences	4,896	793	5,689	4,852	85.29%	2,600	45.70%	1,408	24.75%	2,259	39.71%
Pharmacy	4,172	776	4,948	4,311	87.13%	2,534	51.21%	1,451	29.32%	2,230	45.07%
President's Funds	0	3,988	3,988	3,922	98.35%	3,220	80.74%	1,483	37.19%	2,165	54.29%
Public Health	5,063	808	5,871	5,376	91.57%	3,071	52.31%	2,508	42.72%	2,759	46.99%
Scholarships and Student Progra	0	863	863	846	98.03%	649	75.20%	437	50.64%	486	56.32%
Social Work	7,772	821	8,593	7,371	85.78%	3,681	42.84%	1,907	22.19%	2,940	34.21%
Student Affairs	0	8,922	8,922	8,792	98.54%	7,013	78.60%	3,591	40.25%	4,134	46.33%
Undergraduate Education	0	971	971	947	97.53%	726	74.77%	442	45.52%	398	40.99%
University Press	0	790	790	760	96.20%	548	69.37%	282	35.70%	290	36.71%
UW Alumni Association	0	40,056	40,056	39,359	98.26%	26,382	65.86%	18,141	45.29%	16,447	41.06%
UW Bothell	7,294	826	8,120	7,635	94.03%	4,065	50.06%	2,740	33.74%	1,431	17.62%
UW Tacoma	8,374	864	9,238	8,678	93.94%	4,650	50.34%	2,852	30.87%	1,351	14.62%
Other University Support	835	7,473	8,308	8,011	96.43%	6,079	73.17%	3,699	44.52%	1,997	24.04%
Unspecified School	17,533	0	17,533	12,529	71.46%	7,228	41.23%	2,205	12.58%	3,780	21.56%
No Degree\Gift Affiliation	0	256,276	256,276	233,286	91.03%	143,496	55.99%	25,683	10.02%	47,399	18.50%
<b>Total</b>	<b>386,017</b>	<b>361,841</b>	<b>747,858</b>	<b>655,918</b>	<b>87.71%</b>	<b>355,343</b>	<b>47.51%</b>	<b>135,033</b>	<b>18.06%</b>	<b>184,183</b>	<b>24.63%</b>

## Database Trends





UNIVERSITY OF WASHINGTON

All Areas

# REPORT OF CONTRIBUTIONS

January 2009

REPORT BY: UNIVERSITY ADVANCEMENT, ADVANCEMENT SERVICES, INFORMATION MANAGEMENT

## ANNUAL PROGRESS BY CONSTITUENCY

School	Current Month				Year to Date			
	Gifts	Grants	Total	Donors <sup>1</sup>	Gifts	Grants	Total	Donors
UW Medicine	\$3,627,602	\$6,154,187	\$9,781,789	3,334	\$21,464,590	\$64,498,776	\$85,963,366	11,450
Arts and Sciences	\$2,561,028	\$383,414	\$2,944,442	2,351	\$11,323,190	\$4,593,988	\$15,917,177	10,532
Broadcast Services	\$371,694	\$0	\$371,694	311	\$1,723,473	\$0	\$1,723,473	1,208
Built Environments	\$280,799	\$920,000	\$1,200,799	219	\$919,824	\$922,500	\$1,842,324	889
Business School	\$414,543	\$0	\$414,543	488	\$18,509,180	\$0	\$18,509,180	3,151
Dentistry	\$127,292	\$37,500	\$164,792	249	\$963,798	\$503,959	\$1,467,757	972
Education	\$396,624	\$57,500	\$454,124	251	\$1,905,569	\$942,794	\$2,848,363	1,032
Engineering	\$2,391,868	\$264,900	\$2,656,768	539	\$8,581,198	\$3,144,380	\$11,725,579	3,301
Environment	\$200	\$0	\$200	1	\$4,612,694	\$0	\$4,612,694	20
Evans School of Public Affairs	\$160,618	\$600,000	\$760,618	79	\$360,894	\$955,000	\$1,315,894	284
Forest Resources	\$97,868	\$378,580	\$476,448	211	\$544,520	\$1,048,840	\$1,593,360	607
Friday Harbor Labs	\$1,014,719	\$0	\$1,014,719	94	\$1,109,054	\$0	\$1,109,054	292
Information School	\$158,794	\$0	\$158,794	62	\$477,993	\$512,000	\$989,993	489
Intercollegiate Athletics	\$2,125,619	\$0	\$2,125,619	2,979	\$6,069,916	\$0	\$6,069,916	6,336
Minority Affairs	\$40,929	\$200,000	\$240,929	136	\$112,529	\$200,000	\$312,529	280
Law	\$214,059	\$0	\$214,059	493	\$2,157,966	\$0	\$2,157,966	1,371
Libraries	\$131,040	\$0	\$131,040	206	\$669,382	\$0	\$669,382	1,419
Nursing	\$126,712	\$148,964	\$275,676	271	\$1,813,868	\$743,950	\$2,557,818	1,259
Ocean and Fishery Sciences	\$124,610	\$2,244,025	\$2,368,635	230	\$963,559	\$7,683,182	\$8,646,741	566
Pharmacy	\$149,746	\$150,416	\$300,162	280	\$657,946	\$596,938	\$1,254,884	634
President's Funds	\$918,780	\$0	\$918,780	285	\$2,795,395	\$0	\$2,795,395	1,171
Public Health	\$72,588	\$1,494,073	\$1,566,661	158	\$632,868	\$9,539,484	\$10,172,352	496
Social Work	\$27,973	\$0	\$27,973	128	\$119,739	\$50,100	\$169,839	576
Student Affairs	\$232,348	\$0	\$232,348	284	\$933,281	\$0	\$933,281	1,698
Undergraduate Academic Affairs	\$5,905	\$20,000	\$25,905	48	\$374,161	\$20,000	\$394,161	228
University Press	\$35,114	\$0	\$35,114	43	\$139,305	\$0	\$139,305	109
UW Alumni Association	\$77,121	\$0	\$77,121	1,769	\$539,789	\$0	\$539,789	10,747
UW Bothell	\$37,860	\$1,200,000	\$1,237,860	58	\$224,106	\$1,575,000	\$1,799,106	258
UW Tacoma	\$70,490	\$23,965	\$94,455	120	\$1,414,547	\$23,965	\$1,438,512	395
Other University Support	\$105,247	\$60,225	\$165,472	265	\$1,767,607	\$417,420	\$2,185,027	1,646
<b>Total</b>	<b>\$16,099,790</b>	<b>\$14,337,748</b>	<b>\$30,437,538</b>	<b>14,586</b>	<b>\$93,881,943</b>	<b>\$97,972,276</b>	<b>\$191,854,219</b>	<b>55,217</b>

## MONTHLY HIGHLIGHTS

The UW received \$30.44M in total private voluntary support (\$16.10M in gifts and \$14.34M in grants) in the current month.

Areas including Built Environments, Business School, Dentistry, Education, Environment, Forest Resources, Friday Harbor Labs, Minority Affairs, Law, Nursing, Public Health, Student Affairs, Undergraduate Academic Affairs and UW Bothell are ahead of last year's year-to-date totals.

<sup>1</sup> Donors are defined as those entities who have a credit amount of greater than \$0.00.

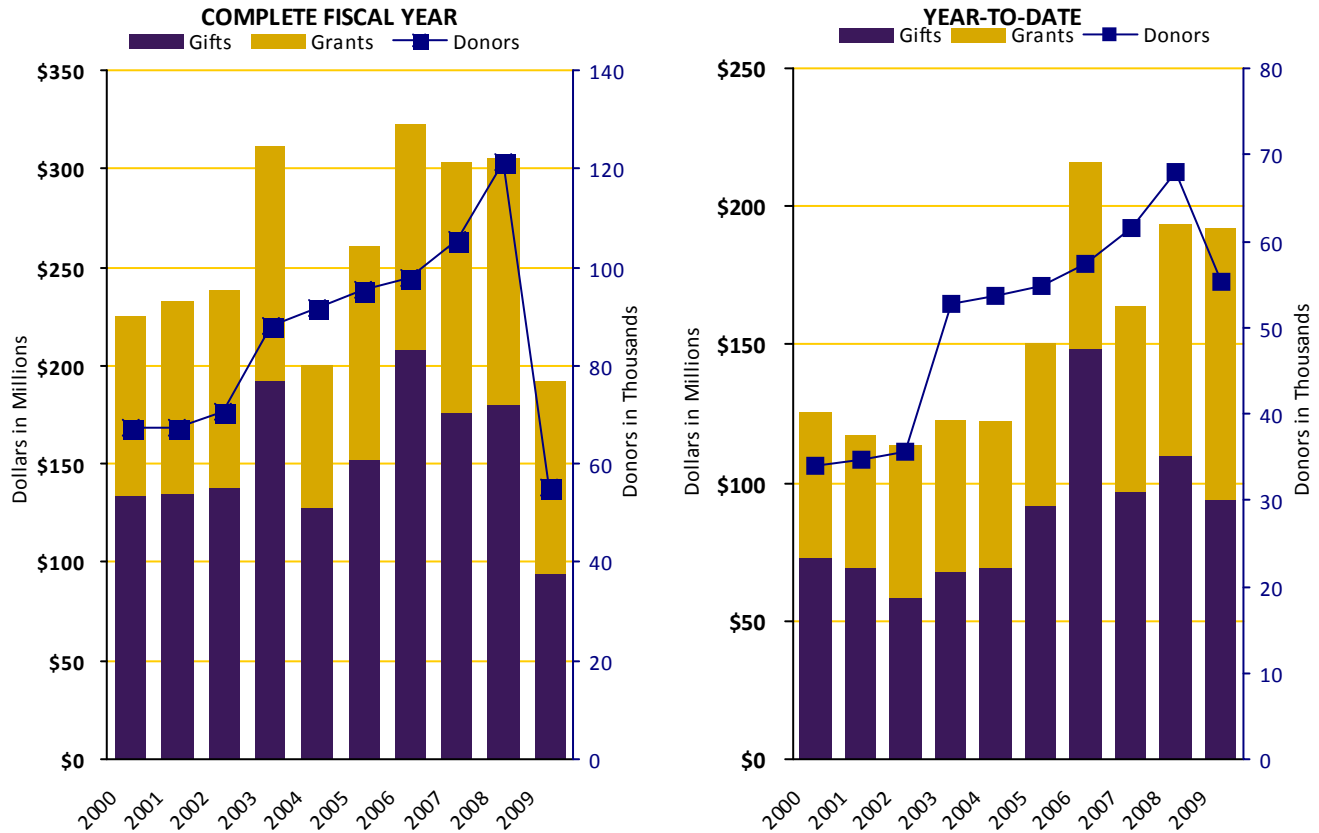
The donor total at the bottom of the chart is not a cumulative total of the rows above. The donor total is the number of unique donors who have been credited with a gift to the UW during the given time period.

**DEVELOPMENT SUMMARY BY CONSTITUENCY**

School	Current Month		Year to Date		Prior Year to Date		Prior Year Total	
	Total	Donors	Total	Donors	Total	Donors	Total	Donors
UW Medicine	\$9,781,789	3,334	\$85,963,366	11,450	\$88,020,244	13,674	\$128,084,404	18,602
Arts and Sciences	\$2,944,442	2,351	\$15,917,177	10,532	\$21,096,183	10,506	\$36,159,265	15,040
Broadcast Services	\$371,694	311	\$1,723,473	1,208	\$6,113,407	8,570	\$12,124,630	21,710
Built Environments	\$1,200,799	219	\$1,842,324	889	\$1,345,450	904	\$2,552,681	1,467
Business School	\$414,543	488	\$18,509,180	3,151	\$9,603,256	3,673	\$13,215,754	4,667
Dentistry	\$164,792	249	\$1,467,757	972	\$958,592	1,057	\$3,479,430	1,340
Education	\$454,124	251	\$2,848,363	1,032	\$1,351,639	985	\$2,778,307	1,637
Engineering	\$2,656,768	539	\$11,725,579	3,301	\$13,033,549	3,516	\$22,826,602	4,653
Environment	\$200	1	\$4,612,694	20	\$0	0	\$0	0
Evans School of Public Affairs	\$760,618	79	\$1,315,894	284	\$2,340,251	236	\$3,350,952	493
Forest Resources	\$476,448	211	\$1,593,360	607	\$1,316,734	747	\$2,552,419	1,151
Friday Harbor Labs	\$1,014,719	94	\$1,109,054	292	\$396,842	367	\$553,591	454
Information School	\$158,794	62	\$989,993	489	\$3,013,628	523	\$3,893,390	639
Intercollegiate Athletics	\$2,125,619	2,979	\$6,069,916	6,336	\$9,283,202	7,183	\$20,268,275	25,073
Minority Affairs	\$240,929	136	\$312,529	280	\$0	0	\$0	0
Law	\$214,059	493	\$2,157,966	1,371	\$1,736,216	1,609	\$2,865,343	2,166
Libraries	\$131,040	206	\$669,382	1,419	\$1,126,112	1,542	\$1,599,016	4,714
Nursing	\$275,676	271	\$2,557,818	1,259	\$2,348,782	1,351	\$3,155,721	1,775
Ocean and Fishery Sciences	\$2,368,635	230	\$8,646,741	566	\$8,758,970	544	\$12,310,301	829
Pharmacy	\$300,162	280	\$1,254,884	634	\$1,871,153	754	\$3,038,164	1,127
President's Funds	\$918,780	285	\$2,795,395	1,171	\$407,180	1,493	\$961,234	2,240
Public Health	\$1,566,661	158	\$10,172,352	496	\$7,224,818	463	\$9,774,188	732
Scholarships and Student Programs	\$0	0	\$0	0	\$4,782,541	4,571	\$7,075,190	6,407
Social Work	\$27,973	128	\$169,839	576	\$1,354,764	597	\$1,633,711	895
Student Affairs	\$232,348	284	\$933,281	1,698	\$0	0	\$0	0
Undergraduate Academic Affairs	\$25,905	48	\$394,161	228	\$0	0	\$0	0
University Press	\$35,114	43	\$139,305	109	\$271,742	256	\$414,094	293
UW Alumni Association	\$77,121	1,769	\$539,789	10,747	\$575,497	11,178	\$1,146,912	21,851
UW Bothell	\$1,237,860	58	\$1,799,106	258	\$101,309	201	\$302,577	795
UW Tacoma	\$94,455	120	\$1,438,512	395	\$2,126,779	376	\$4,420,119	967
Other University Support	\$165,472	265	\$2,185,027	1,646	\$3,392,500	1,304	\$4,423,387	2,518
<b>Total<sup>1</sup></b>	<b>\$30,437,538</b>	<b>14,586</b>	<b>\$191,854,219</b>	<b>55,217</b>	<b>\$193,951,341</b>	<b>67,959</b>	<b>\$304,959,657</b>	<b>121,447</b>

<sup>1</sup> The donor total at the bottom of the chart is not a cumulative total of the rows above. The donor total is the number of unique donors who have been credited with a gift to the UW during the given time period.

## FISCAL YEAR COMPARISON OF TOTAL CONTRIBUTIONS



Fiscal Year	Complete Fiscal Year				Year to Date			
	Gifts	Grants	Total	Donors	Gifts	Grants	Total	Donors
2008-2009	\$93,881,943	\$97,972,276	\$191,854,219	55,217	\$93,881,943	\$97,972,276	\$191,854,219	55,217
2007-2008	\$180,735,444	\$124,224,214	\$304,959,657	121,447	\$109,880,533	\$84,070,808	\$193,951,341	67,959
2006-2007	\$176,490,215	\$126,399,369	\$302,889,584	105,353	\$96,703,439	\$67,608,731	\$164,312,170	61,565
2005-2006	\$207,744,231	\$115,261,186	\$323,005,417	97,876	\$148,723,494	\$67,340,072	\$216,063,566	57,408
2004-2005	\$151,969,925	\$108,802,371	\$260,772,296	95,227	\$91,958,042	\$58,146,002	\$150,104,044	54,909
2003-2004	\$128,174,367	\$71,603,323	\$199,777,690	91,903	\$69,490,009	\$52,323,959	\$121,813,968	53,562
2002-2003	\$192,573,183	\$118,677,722	\$311,250,905	88,259	\$67,592,542	\$55,378,469	\$122,971,011	52,770
2001-2002	\$137,959,340	\$100,820,547	\$238,779,887	70,560	\$58,505,478	\$54,904,965	\$113,410,444	35,577
2000-2001	\$134,797,642	\$97,112,979	\$231,910,621	67,307	\$69,131,811	\$47,895,964	\$117,027,775	34,609
1999-2000	\$134,037,997	\$91,536,165	\$225,574,162	67,351	\$72,873,077	\$52,757,080	\$125,630,157	34,068

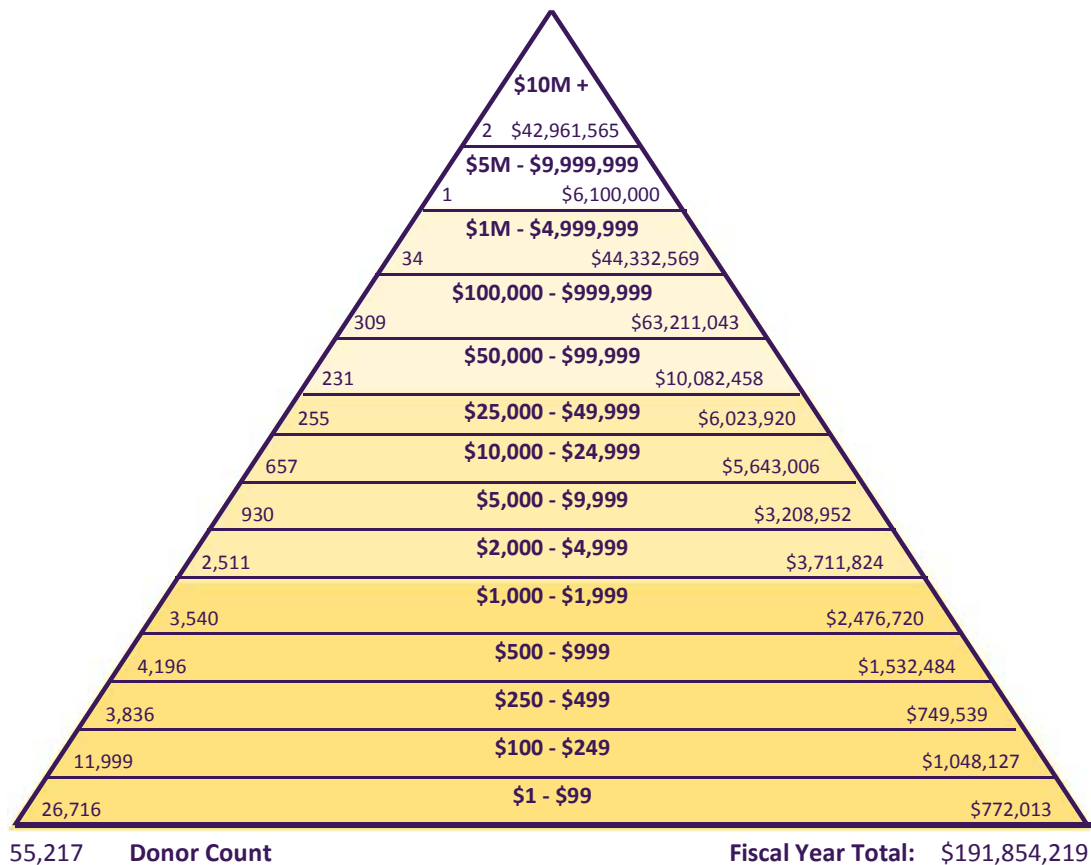
## ANNUAL FUNDING THEME PROGRESS

Theme	Year to Date		
	Current Use	Endowment	Total
Student Support	\$4,531,805	\$12,013,676	\$16,545,481
Faculty Support	\$3,603,866	\$10,122,327	\$13,726,193
Program Support for Faculty and Students	\$117,559,524	\$15,929,076	\$133,488,600
Capital	\$13,409,562	\$700	\$13,410,262
Excellence Funds	\$13,166,477	\$1,517,206	\$14,683,683
<b>Total</b>	<b>\$152,271,234</b>	<b>\$39,582,985</b>	<b>\$191,854,219</b>

## DEVELOPMENT ACTIVITY BY DONOR TYPE

Donor Type	Year to Date		Prior Year to Date		Prior Fiscal Year	
	Donors	Total	Donors	Total	Donors	Total
Alumni	30,465	\$23,906,336	34,463	\$38,645,662	55,089	\$57,128,097
Corporations	1,616	\$31,145,210	1,849	\$38,411,417	3,255	\$61,590,177
Family Foundations	135	\$9,385,800	136	\$9,012,119	172	\$13,349,493
Foundations	289	\$59,487,658	299	\$52,921,373	431	\$75,371,489
Non-Alumni	22,322	\$27,607,069	30,953	\$21,400,679	61,914	\$40,209,765
Organizations	390	\$40,322,146	370	\$33,560,090	586	\$57,285,487
<b>Total</b>	<b>55,217</b>	<b>\$191,854,219</b>	<b>68,070</b>	<b>\$193,951,341</b>	<b>121,447</b>	<b>\$304,934,507</b>

## DEVELOPMENT ACTIVITY PYRAMID



**ANNUAL PROGRESS BY GIVING LEVEL**

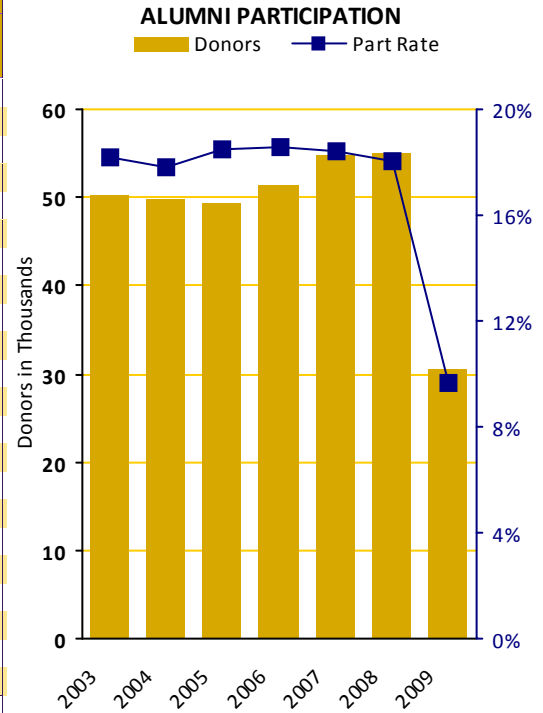
Giving Level	Alumni	Non Alumni	Family Fndns.	Corporations	Foundations	Other Orgs.	Total
\$10M +	\$0	\$0	\$0	\$0	\$30,525,625	\$12,435,940	\$42,961,565
\$5M - \$9,999,999	\$0	\$6,100,000	\$0	\$0	\$0	\$0	\$6,100,000
\$1M - \$4,999,999	\$5,388,524	\$6,726,818	\$4,510,043	\$7,732,822	\$10,145,076	\$9,829,285	\$44,332,569
\$100,000 - \$999,999	\$7,979,075	\$7,470,277	\$3,536,189	\$14,469,221	\$14,952,507	\$14,803,774	\$63,211,043
\$50,000 - \$99,999	\$1,064,647	\$1,068,524	\$426,000	\$3,738,885	\$2,270,724	\$1,513,679	\$10,082,458
\$25,000 - \$49,999	\$1,133,134	\$900,686	\$383,455	\$2,022,211	\$828,202	\$756,232	\$6,023,920
\$10,000 - \$24,999	\$1,541,319	\$1,106,493	\$356,426	\$1,508,326	\$526,907	\$603,535	\$5,643,006
\$5,000 - \$9,999	\$1,249,883	\$780,914	\$100,804	\$772,991	\$115,254	\$189,107	\$3,208,952
\$2,000 - \$4,999	\$1,806,560	\$1,155,458	\$48,350	\$507,194	\$71,192	\$123,070	\$3,711,824
\$1,000 - \$1,999	\$1,245,518	\$920,055	\$21,932	\$212,897	\$35,703	\$40,615	\$2,476,720
\$500 - \$999	\$848,033	\$549,594	\$2,050	\$108,525	\$8,882	\$15,400	\$1,532,484
\$250 - \$499	\$451,716	\$255,904	\$250	\$31,770	\$3,192	\$6,707	\$749,539
\$100 - \$249	\$666,407	\$342,650	\$300	\$31,403	\$3,855	\$3,513	\$1,048,127
\$1 - \$99	\$531,521	\$229,696	\$0	\$8,964	\$541	\$1,290	\$772,013
<b>Total</b>	<b>\$23,906,336</b>	<b>\$27,607,069</b>	<b>\$9,385,800</b>	<b>\$31,145,210</b>	<b>\$59,487,658</b>	<b>\$40,322,146</b>	<b>\$191,854,219</b>

Giving Level	Alumni	Non Alumni	Family Fndns.	Corporations	Foundations	Other Orgs.	Total
\$10M +	0	0	0	0	1	1	2
\$5M - \$9,999,999	0	1	0	0	0	0	1
\$1M - \$4,999,999	6	9	3	6	4	6	34
\$100,000 - \$999,999	55	74	21	67	49	43	309
\$50,000 - \$99,999	48	63	8	55	33	24	231
\$25,000 - \$49,999	56	78	13	59	26	23	255
\$10,000 - \$24,999	189	257	24	108	40	39	657
\$5,000 - \$9,999	376	347	21	135	18	33	930
\$2,000 - \$4,999	1,140	1,085	17	198	25	46	2,511
\$1,000 - \$1,999	1,608	1,666	20	185	29	32	3,540
\$500 - \$999	2,043	1,909	3	197	16	28	4,196
\$250 - \$499	1,983	1,704	1	115	10	23	3,836
\$100 - \$249	6,651	5,034	4	252	25	33	11,999
\$1 - \$99	16,310	10,095	0	239	13	59	26,716
<b>Total</b>	<b>30,465</b>	<b>22,322</b>	<b>135</b>	<b>1,616</b>	<b>289</b>	<b>390</b>	<b>55,217</b>



**ALUMNI PARTICIPATION BY CONSTITUENCY (CURRENT FISCAL YEAR)**

Area	Solicitable	To UW		To Unit	
		Year to Date		Year to Date	
		Donors	Part Rate	Donors	Part Rate
UW Medicine	19,109	2,200	11.51%	1,714	8.97%
Arts and Sciences	145,069	12,817	8.84%	5,897	4.06%
Business School	37,913	4,480	11.82%	1,911	5.04%
Built Environments	8,096	874	10.80%	579	7.15%
Dentistry	4,501	755	16.77%	502	11.15%
Education	18,944	2,071	10.93%	557	2.94%
Engineering	32,856	3,263	9.93%	1,940	5.90%
Evans School of Public Affairs	2,394	289	12.07%	91	3.80%
Forest Resources	4,601	346	7.52%	144	3.13%
Interdisc. Grad. Programs	1,719	151	8.78%		
Interdisc. Undergrad. Programs	247	14	5.67%		
Interscholar Programs	493	45	9.13%		
Information School	4,516	639	14.15%	347	7.68%
Law	7,755	1,164	15.01%	838	10.81%
School of Nursing	8,661	1,238	14.29%	914	10.55%
Ocean & Fisheries	4,038	449	11.12%	316	7.83%
Pharmacy	3,529	530	15.02%	468	13.26%
Public Health	4,465	467	10.46%	221	4.95%
Social Work	6,428	665	10.35%	457	7.11%
UW Bothell	6,635	408	6.15%	212	3.20%
UW Tacoma	7,685	357	4.65%	216	2.81%
Unspecified	11,813	1,281	10.84%		
<b>ALL UW TOTAL</b>	<b>314,219</b>	<b>30,465</b>	<b>9.70%</b>		



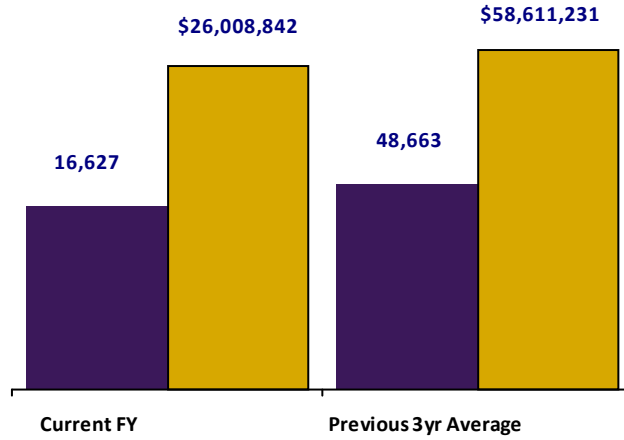
**ALUMNI PARTICIPATION BY CONSTITUENCY (PREVIOUS FISCAL YEAR)**

Area	Solicitable	To UW				To Unit			
		Year to Date		FY Total		Year to Date		FY Total	
		Donors	Part Rate	Donors	Part Rate	Donors	Part Rate	Donors	PFY Final
UW Medicine	18,010	2,411	13.39%	3,822	21.22%	1,552	8.62%	2,243	12.45%
Arts and Sciences	141,595	14,021	9.90%	23,047	16.28%	4,589	3.24%	5,948	4.20%
Business School	37,430	5,047	13.48%	8,231	21.99%	2,080	5.56%	2,559	6.84%
Built Environments	7,965	947	11.89%	1,563	19.62%	436	5.47%	617	7.75%
Dentistry	4,579	819	17.89%	1,215	26.53%	500	10.92%	627	13.69%
Education	18,902	2,352	12.44%	3,870	20.47%	335	1.77%	589	3.12%
Engineering	32,393	3,621	11.18%	5,569	17.19%	1,807	5.58%	2,310	7.13%
Evans School of Public Affairs	2,329	314	13.48%	619	26.58%	91	3.91%	190	8.16%
Forest Resources	4,603	411	8.93%	801	17.40%	170	3.69%	324	7.04%
Interdisc. Grad. Programs	1,622	174	10.73%	293	18.06%				
Interdisc. Undergrad. Programs	225	7	3.11%	22	9.78%				
Interscholar Programs	453	36	7.95%	70	15.45%				
Information School	4,370	715	16.36%	1,004	22.97%	339	7.76%	405	9.27%
Law	7,780	1,339	17.21%	1,942	24.96%	881	11.32%	1,086	13.96%
School of Nursing	8,598	1,356	15.77%	1,980	23.03%	781	9.08%	1,018	11.84%
Ocean & Fisheries	3,911	478	12.22%	788	20.15%	234	5.98%	331	8.46%
Pharmacy	3,426	618	18.04%	997	29.10%	424	12.38%	648	18.91%
Public Health	4,318	483	11.19%	793	18.36%	163	3.77%	276	6.39%
Social Work	6,404	655	10.23%	1,105	17.25%	310	4.84%	496	7.75%
UW Bothell	6,084	364	5.98%	873	14.35%	64	1.05%	224	3.68%
UW Tacoma	7,003	347	4.96%	927	13.24%	99	1.41%	313	4.47%
Unspecified	10,866	1,441	13.26%	2,433	22.39%				
<b>ALL UW TOTAL</b>	<b>305,971</b>	<b>33,545</b>	<b>10.96%</b>	<b>55,089</b>	<b>18.00%</b>				

Source: University Advancement, Information Management Report # 84763

## KEY PERFORMANCE INDICATORS

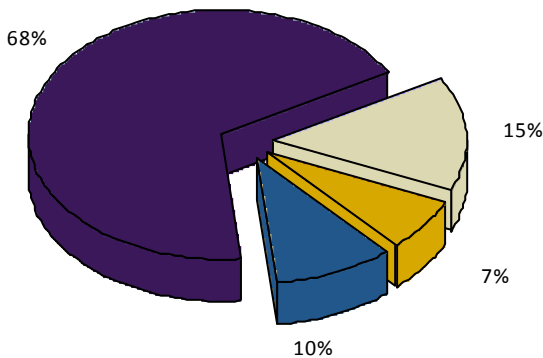
### NEW DONOR ACQUISITION



	New Donors	New Dollars
Current FY	16,627	\$26,008,842
Previous 3yr Average	48,663	\$58,611,231

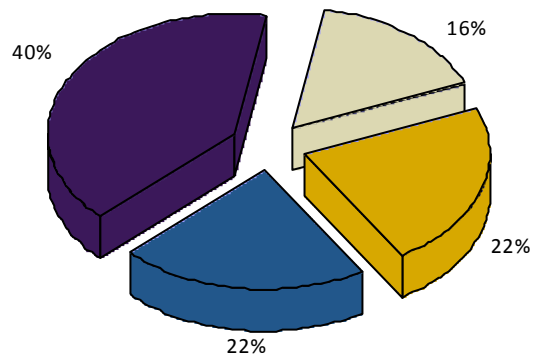
### DONOR RETENTION (CURRENT FY)

- Returning Donor - Decreased Giving
- Returning Donor - Increased Giving
- Returning Donor - Same Giving
- Yet to Return as Donor



### DONOR RETENTION (PREVIOUS 3YR AVG)

- Returning Donor - Decreased Giving
- Returning Donor - Increased Giving
- Returning Donor - Same Giving
- Yet to Return as Donor



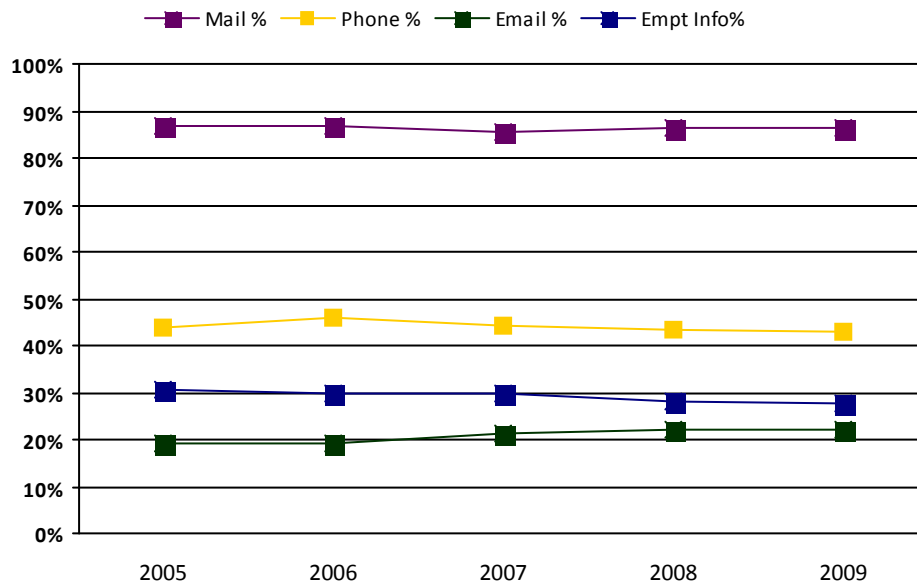
	Donors	Dollars		Donors	Dollars
Returning Donor - Decreased Giving	17,771	\$68,069,027	Returning Donor - Decreased Giving	16,124	\$65,278,811
Returning Donor - Increased Giving	8,660	\$91,951,118	Returning Donor - Increased Giving	22,023	\$178,192,234
Returning Donor - Same Giving	12,159	\$5,825,233	Returning Donor - Same Giving	21,414	\$8,169,227
Yet to Return as Donor	82,846		Yet to Return as Donor	39,919	

Donor counts may vary slightly due to donor crediting preferences.  
 Three-year averages are based on fiscal year totals and do not reflect year-to-date status.

## STATE OF THE DATABASE

School	Alumni	Friends	Total	Mailable	Mail %	Phonable	Phone %	Emailable	Email %	Emp Info	Emp %
UW Medicine	22,621	35,526	58,147	53,928	92.74%	32,419	55.75%	12,031	20.69%	17,502	30.10%
Arts and Sciences	177,470	17,836	195,306	164,899	84.43%	77,235	39.55%	41,256	21.12%	52,574	26.92%
Broadcast Services	0	37,905	37,905	37,358	98.56%	14,006	36.95%	4,448	11.73%	6,716	17.72%
Built Environments	9,438	1,599	11,037	9,818	88.96%	5,333	48.32%	2,470	22.38%	4,260	38.60%
Business School	46,170	3,694	49,864	42,164	84.56%	21,466	43.05%	13,070	26.21%	20,999	42.11%
Dentistry	5,064	1,467	6,531	6,068	92.91%	3,920	60.02%	1,665	25.49%	2,004	30.68%
Education	25,384	2,305	27,689	21,304	76.94%	11,579	41.82%	3,711	13.40%	8,015	28.95%
Engineering	40,811	3,895	44,706	37,010	82.79%	18,604	41.61%	9,724	21.75%	17,009	38.05%
Environment	0	32	32	31	96.88%	26	81.25%	14	43.75%	14	43.75%
Evans School of Public Affairs	2,704	574	3,278	3,065	93.50%	1,843	56.22%	1,427	43.53%	1,812	55.28%
Forest Resources	5,638	1,592	7,230	6,185	85.55%	3,516	48.63%	1,518	21.00%	2,693	37.25%
Graduate School	1,943	1,234	3,177	3,017	94.96%	2,015	63.42%	1,394	43.88%	1,506	47.40%
Information School	5,681	395	6,076	5,050	83.11%	3,175	52.25%	1,495	24.61%	2,485	40.90%
Intercollegiate Athletics	0	8,500	8,500	8,366	98.42%	6,692	78.73%	3,494	41.11%	3,485	41.00%
Law	8,792	1,636	10,428	9,571	91.78%	5,302	50.84%	4,004	38.40%	4,669	44.77%
Libraries	0	10,281	10,281	10,164	98.86%	8,794	85.54%	1,633	15.88%	1,886	18.34%
Nursing	10,752	1,398	12,150	10,090	83.05%	5,889	48.47%	2,487	20.47%	4,761	39.19%
Ocean and Fishery Sciences	4,910	810	5,720	4,882	85.35%	2,634	46.05%	1,248	21.82%	2,267	39.63%
Pharmacy	4,174	783	4,957	4,317	87.09%	2,546	51.36%	1,252	25.26%	2,232	45.03%
President's Funds	0	4,036	4,036	3,970	98.36%	3,260	80.77%	1,314	32.56%	2,180	54.01%
Public Health	5,100	812	5,912	5,412	91.54%	3,110	52.60%	2,206	37.31%	2,761	46.70%
Scholarships and Student Progra	0	868	868	852	98.16%	656	75.58%	419	48.27%	492	56.68%
Social Work	7,782	830	8,612	7,393	85.85%	3,699	42.95%	1,601	18.59%	2,951	34.27%
Student Affairs	0	8,986	8,986	8,858	98.58%	7,067	78.64%	3,188	35.48%	4,166	46.36%
Undergraduate Academic Affairs	0	983	983	959	97.56%	737	74.97%	409	41.61%	403	41.00%
University Press	0	796	796	765	96.11%	551	69.22%	251	31.53%	292	36.68%
UW Alumni Association	0	40,367	40,367	39,669	98.27%	26,660	66.04%	16,420	40.68%	16,556	41.01%
UW Bothell	7,376	821	8,197	7,710	94.06%	4,141	50.52%	2,527	30.83%	1,437	17.53%
UW Tacoma	8,467	864	9,331	8,770	93.99%	4,738	50.78%	2,459	26.35%	1,360	14.58%
Other University Support	848	7,542	8,390	8,090	96.42%	6,149	73.29%	3,473	41.39%	2,039	24.30%
Unspecified School	17,520	0	17,520	12,515	71.43%	7,230	41.27%	1,769	10.10%	3,779	21.57%
No Degree\Gift Affiliation	0	256,074	256,074	232,924	90.96%	143,025	55.85%	22,056	8.61%	47,362	18.50%
<b>Total</b>	<b>387,084</b>	<b>362,898</b>	<b>749,982</b>	<b>657,734</b>	<b>87.70%</b>	<b>356,757</b>	<b>47.57%</b>	<b>117,547</b>	<b>15.67%</b>	<b>184,404</b>	<b>24.59%</b>

## Database Trends



Source: University Advancement, Information Management Report # 84763

REPORT OF CONTRIBUTIONS, UNIVERSITY OF WASHINGTON January 2009

All Areas