

VII. STANDING COMMITTEES

B. Finance, Audit and Facilities Committee

Grant and Contract Awards Summary–October and November, 2008

RECOMMENDED ACTION:

It is the recommendation of the administration and the Finance and Audit Committee that the Board of Regents accept the Grant and Contract Awards as presented on the attached list.

Attachment: Grant and Contract Awards Summary
Report of Grant and Contract Awards of
\$1,000,000 or More

Grant and Contract Awards Summary

to

The Board of Regents

of the

University of Washington

for

October 2008

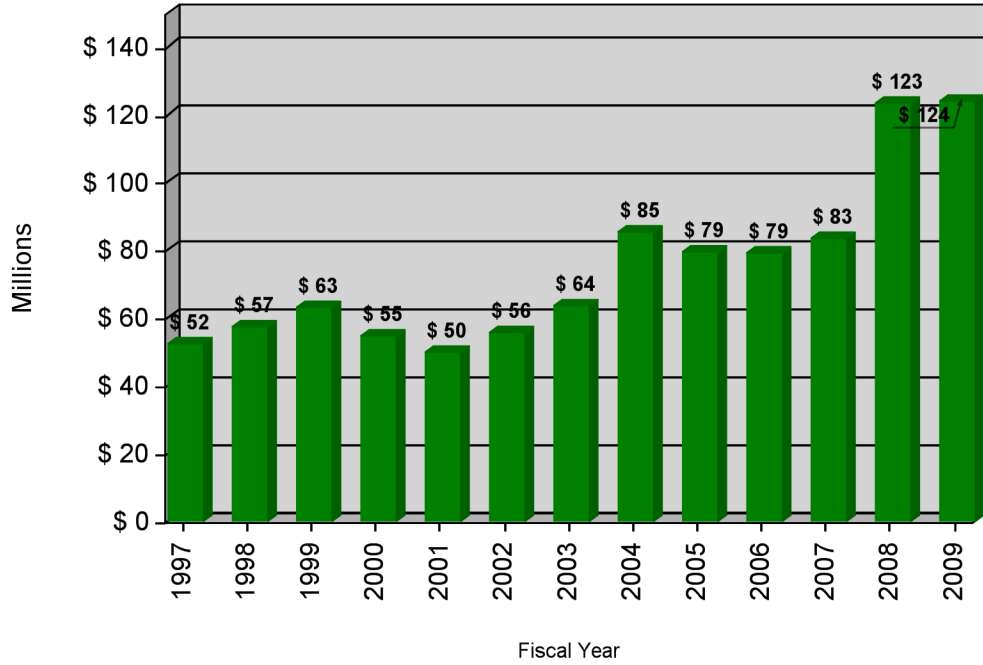
Office of Research

Office of Sponsored Programs

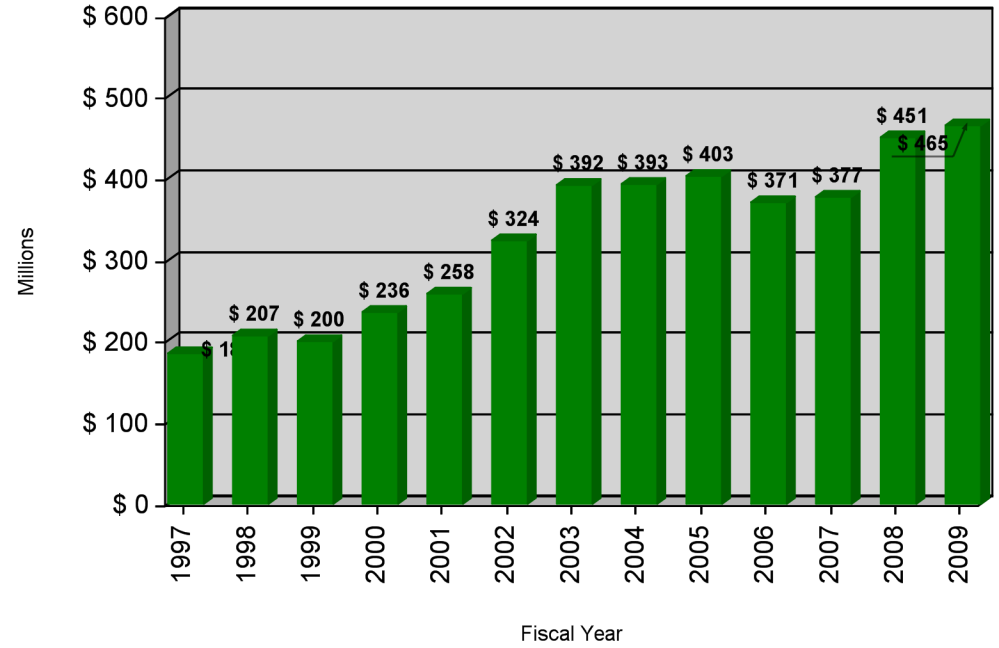
Table of Contents

Graphical Summary of Award Activity	3
Summary of Grant and Contract Awards	4
Comparison of Grants and Contract Awards by Agency	5
Comparison of Grants and Contract Awards by School/College	6
Listing of Awards for College of Arts and Sciences by Department	7
Summary of Grant Awards – Excluding Private Awards	8
Summary of Grant Awards - Private Awards	9
Summary of Contract Awards	10
Report of Grant & Contract Awards over \$1,000,000	11

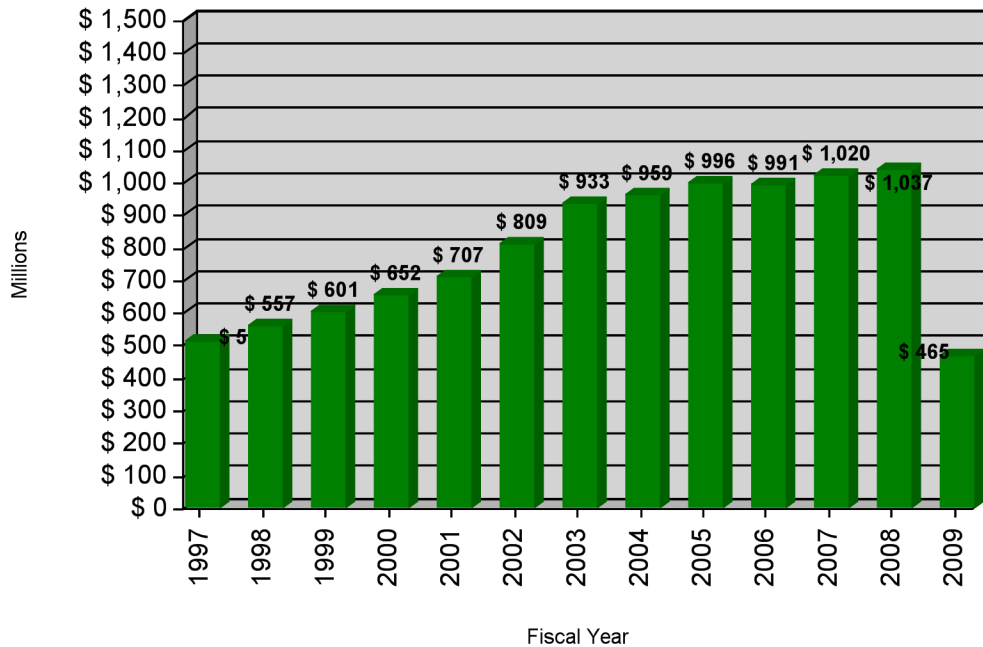
October Only
Comparison of Grant & Contract Awards



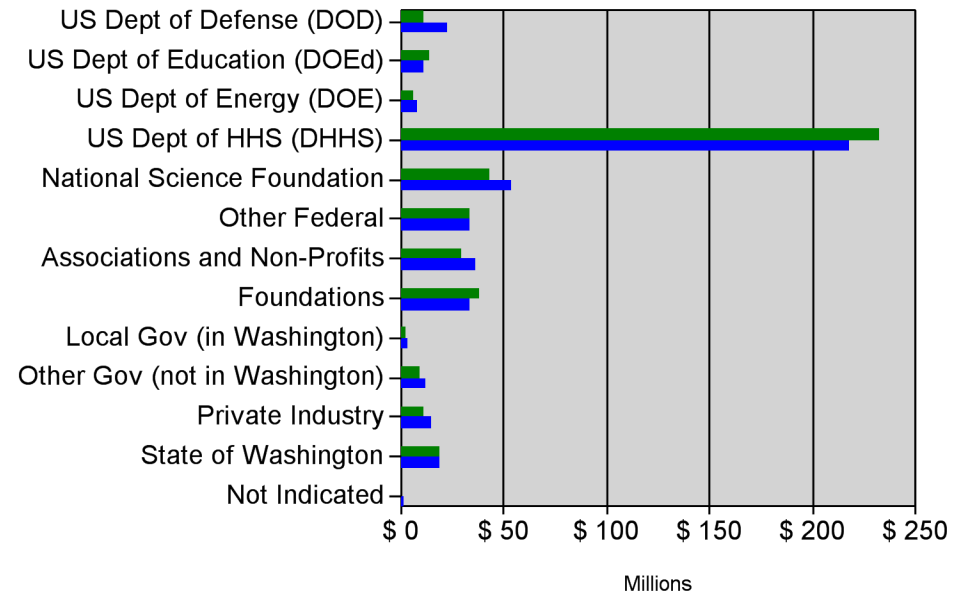
Fiscal Year to Date
Comparison of Grant & Contract Awards



Complete Fiscal Year
Comparison of Grant & Contract Awards



Fiscal Year to Date
Two-Year Comparison of Grant and Contract Awards



Legend: Jul-Oct FY08 (Green), Jul-Oct FY09 (Blue)

Summary of Grant and Contract Awards

Fiscal Year 2008-2009

Month	RESEARCH AND OTHER		TRAINING		Total Grants and Contracts
	Federal	Non-Federal	Federal	Non-Federal	
July	\$ 86,111,310	\$ 16,220,680	\$ 9,776,757	\$ 3,001,990	\$ 115,110,700
August	\$ 59,011,790	\$ 22,463,880	\$ 7,944,685	\$ 1,036,159	\$ 90,456,520
September	\$ 105,344,800	\$ 20,093,510	\$ 9,282,558	\$ 1,091,509	\$ 135,812,400
October	\$ 63,252,340	\$ 52,224,910	\$ 6,130,011	\$ 2,279,804	\$ 123,887,100
FY09 to Date	\$313,720,246	\$111,002,984	\$33,134,011	\$7,409,462	\$465,266,703
FY08 to Date	\$305,625,640	\$99,631,376	\$34,622,141	\$10,676,539	\$450,555,696
Over (Under) Previous Year	\$8,094,606	\$11,371,608	(\$1,488,130)	(\$3,267,077)	\$14,711,007

Assuming acceptance of all awards by the Board of Regents

Comparison of Grant and Contract Awards by Agency

Fiscal Years 2007-2008 and 2008-2009

Agency	Jul-Oct FY08	Jul-Oct FY09
US Department of Defense (DOD)	\$ 10,793,306	\$ 22,360,397
US Department of Education (DOEd)	\$ 14,417,443	\$ 11,083,706
US Department of Energy (DOE)	\$ 6,203,017	\$ 8,607,749
US Department of Health and Human Services (DHHS)	\$ 232,530,356	\$ 218,015,347
National Science Foundation (NSF)	\$ 43,313,180	\$ 53,409,417
Other Federal	\$ 32,990,479	\$ 33,377,641
Subtotal for Federal :	\$ 340,247,781	\$ 346,854,257
Associations and Non-Profits	\$ 29,468,161	\$ 36,543,297
Foundations	\$ 38,180,673	\$ 33,551,728
Local Government (in Washington)	\$ 2,733,510	\$ 3,033,593
Other Government (not in Washington)	\$ 9,222,458	\$ 11,940,389
Private Industry	\$ 11,536,558	\$ 14,839,318
State of Washington	\$ 19,166,555	\$ 18,481,561
Not Indicated	\$ 0	\$ 22,559
Subtotal for Non-Federal :	\$ 110,307,915	\$ 118,412,446
Grand Total :	\$ 450,555,696	\$ 465,266,703
Amount of Increase (Decrease) :		\$ 14,711,007
Percent of Increase (Decrease) :		3.3 %

Assuming acceptance of all awards by the Board of Regents

Comparison of Grant and Contract Awards by School/College

Fiscal Years 2007-2008 and 2008-2009

School/College	Jul-Oct FY08	Jul-Oct FY09
Upper Campus		
Architecture and Urban Planning	\$ 445,412	\$ 530,700
Arts and Sciences	\$ 37,848,216	\$ 44,668,988
Business Administration	\$ 724,471	\$ 770,000
Director of Libraries	\$ 116,500	
Education	\$ 1,184,785	\$ 5,171,421
Educational Outreach	\$ 267,568	\$ 39,001
Engineering	\$ 31,995,049	\$ 39,519,496
Evans School of Public Affairs	\$ 1,672,520	\$ 1,242,603
Executive Vice President		\$ 621,238
Forest Resources	\$ 3,056,704	\$ 4,681,319
Graduate School	\$ 911,288	\$ 1,604,632
Information School	\$ 4,281,229	\$ 3,744,006
Law	\$ 209,134	\$ 1,258,309
Ocean and Fishery Sciences	\$ 37,116,748	\$ 34,805,617
Office of Research	\$ 17,011,444	\$ 15,410,052
Provost	\$ 200,000	
Social Work	\$ 7,513,197	\$ 7,695,247
Undergraduate Education	\$ 266,802	\$ 66,492
VP Educational Partnerships	\$ 43,745	\$ 30,000
VP Minority Affairs	\$ 7,002,709	\$ 6,337,599
Subtotal :	\$ 151,867,521	\$ 168,196,719
Health Sciences		
Dentistry	\$ 4,854,356	\$ 5,334,648
Medicine	\$ 218,998,161	\$ 227,975,028
Nursing	\$ 9,295,979	\$ 6,816,464
Pharmacy	\$ 4,265,427	\$ 4,727,328
Public Health and Community Medicine	\$ 34,040,007	\$ 31,806,203
Subtotal :	\$ 271,453,930	\$ 276,659,671
Special Programs		
Alcohol and Drug Abuse Institute	\$ 2,997,632	\$ 2,060,091
CHDD Administration	\$ 7,055,996	\$ 3,064,560
Regional Primate Center	\$ 15,871,406	\$ 13,624,369
Subtotal :	\$ 25,925,034	\$ 18,749,020
Other UW Campuses		
Bothell	\$ 1,096,370	\$ 1,221,350
Tacoma	\$ 203,450	\$ 439,023
Subtotal :	\$ 1,299,820	\$ 1,660,373
Not Indicated	Not Indicated	\$ 9,391

School/College	Jul-Oct FY08	Jul-Oct FY09
Not Indicated Tacoma		\$ 920
Subtotal :	\$ 9,391	\$ 920
Grand Total :	\$ 450,555,696	\$ 465,266,703

Assuming acceptance of all awards by the Board of Regents

List of Awards for Arts and Sciences

Fiscal Years 2007-2008 and 2008-2009

Department	Jul-Oct FY08	Jul-Oct FY09
Center for Statistics and the Social Sciences	\$ 704,512	\$ 96,213
Center for Studies in Demography and Ecology	\$ 1,879,361	\$ 1,520,618
Department of Anthropology	\$ 246,138	\$ 322,026
Department of Applied Mathematics	\$ 7,864	\$ 657,408
Department of Asian Languages and Literature	\$0	\$ 100,000
Department of Astronomy	\$ 1,782,086	\$ 3,302,995
Department of Atmospheric Sciences	\$ 1,417,388	\$ 2,208,923
Department of Biology	\$ 2,409,532	\$ 4,075,676
Department of Chemistry	\$ 12,173,570	\$ 12,683,230
Department of Communication	\$ 140,680	\$ 322,385
Department of Earth and Space Sciences	\$ 1,694,899	\$ 4,307,292
Department of Economics	\$ 6,575	\$ 63,560
Department of English	\$ 72,573	\$ 56,000
Department of Geography	\$ 336,787	\$ 12,000
Department of Germanics	\$ 45,000	\$0
Department of History	\$0	\$ 400,000
Department of Linguistics	\$ 164,666	\$ 74,795
Department of Mathematics	\$ 2,289,271	\$ 908,185
Department of Physics	\$ 3,527,127	\$ 2,400,286
Department of Political Science	\$ 1,124,910	\$ 234,400
Department of Psychology	\$ 5,387,601	\$ 3,179,102
Department of Sociology	\$ 10,350	\$ 15,000
Department of Speech and Hearing Sciences	\$ 643,619	\$ 1,208,502
Department of Statistics	\$ 41,508	\$ 200,186
Henry M. Jackson School of International Studies	\$ 1,473,362	\$ 1,413,689
Institute for Nuclear Theory	\$0	\$ 610,200
Language Learning Center	\$ 76,000	\$ 137,000
Other Arts and Sciences Programs	\$0	\$ 4,033,304
Public Performing Arts	\$ 107,338	\$ 58,029
Thomas Burke Memorial Washington State Museum	\$ 85,495	\$ 67,989
Total :	\$ 37,848,220	\$ 44,668,990

Assuming acceptance of all awards by the Board of Regents

Summary of Grant Awards**Fiscal Year 2008-2009***Excluding private awards from Foundations, Industry, Associations and Others*

Month	RESEARCH AND OTHER		TRAINING		Total Grants
	Federal	Non-Federal	Federal	Non-Federal	
July	\$ 84,699,550	\$ 3,384,315	\$ 9,776,757	\$ 226,080	\$ 98,086,700
August	\$ 53,590,660	\$ 5,137,674	\$ 7,914,685	\$ 0	\$ 66,643,020
September	\$ 90,787,430	\$ 3,932,069	\$ 9,263,558	\$ 164,451	\$ 104,147,500
October	\$ 57,813,560	\$ 8,630,334	\$ 6,130,011	\$ 155,787	\$ 72,729,690
Year to Date	\$ 286,891,200	\$ 21,084,390	\$ 33,085,010	\$ 546,318	\$ 341,606,900

Assuming acceptance of all awards by the Board of Regents

Summary of Grant Awards

Fiscal Year 2008-2009

Private awards from Foundations, Industry, Associations and Others

Month	RESEARCH AND OTHER	TRAINING	Total Grants
July	\$ 6,878,668	\$ 512,428	\$ 7,391,096
August	\$ 12,186,370	\$ 397,418	\$ 12,583,790
September	\$ 10,619,370	\$ 83,395	\$ 10,702,760
October	\$ 34,771,180	\$ 440,967	\$ 35,212,150
Year to Date	\$ 64,455,590	\$ 1,434,208	\$ 65,889,800

Assuming acceptance of all awards by the Board of Regents

Summary of Contract Awards

Fiscal Year 2008-2009

Month	RESEARCH AND OTHER		TRAINING		Total Contracts
	Federal	Non-Federal	Federal	Non-Federal	
July	\$ 1,411,756	\$ 5,957,698	\$ 0	\$ 2,263,482	\$ 9,632,936
August	\$ 5,421,129	\$ 5,139,839	\$ 30,000	\$ 638,741	\$ 11,229,710
September	\$ 14,557,370	\$ 5,542,074	\$ 19,000	\$ 843,663	\$ 20,962,110
October	\$ 5,438,786	\$ 8,823,394	\$ 0	\$ 1,683,050	\$ 15,945,230
Year to Date	\$ 26,829,040	\$ 25,463,000	\$ 49,000	\$ 5,428,937	\$ 57,769,980

Assuming acceptance of all awards by the Board of Regents

**Report of Grant and Contract Awards
of \$1,000,000 or More**

October 2008

**Requiring action of
The Board of Regents
of the
University of Washington**

**Office of Research
Office of Sponsored Programs**

Detail of Public Grant Awards

Federal

US Department of Health and Human Services (DHHS)

Centers for Disease Control and Prevention (CDC)

To: Mark W. Oberle, Professor \$ 1,270,632
 Department of Health Services
 For: Northwest Preparedness & Emergency Response Research Center
 Eff: 9/30/2008 Classified: No

Total for Centers for Disease Control and Prevention (CDC): \$ 1,270,632

Health Resources and Services Administration (HRSA)

To: King K. Holmes, Professor \$ 2,713,000
 Department of Medicine
 For: International AIDS Education and Training Center
 Eff: 4/1/2006 Classified: No

Total for Health Resources and Services Administration (HRSA): \$ 2,713,000

National Institutes of Health (NIH)

To: Peter M Milgrom, Professor \$ 1,681,970
 Dental Public Health Sciences
 For: Northwest/Alaska/Hawaii Center to Reduce Oral Health Disparities
 Eff: 9/19/2008 Classified: No

To: Bruce Spencer Weir, Professor \$ 1,057,778
 Department of Biostatistics
 For: Genome Wide Association Coordinating Center (GENEVA)
 Eff: 6/1/2008 Classified: No

National Center for Research Resources (NCRR)

To: Mary L. Disis, Professor \$ 9,919,954
 Department of Medicine
 For: Institute for Translational Health Sciences (ITHS)
 Eff: 6/1/2008 Classified: No

To: Mary L. Disis, Professor \$ 2,461,009
 Department of Medicine
 For: Institute for Translational Health Sciences (ITHS)
 Eff: 6/1/2008 Classified: No

Total for National Center for Research Resources (NCRR): \$ 12,380,963

National Institute of Child Health and Human Development (NICHD)

To: Bryan King, Professor \$ 2,205,452
 Department of Psychiatry
 For: UW Autism Center of Excellence
 Eff: 8/1/2008 Classified: No

Total for National Institute of Child Health and Human Development (NICHD): \$ 2,205,452

Total for National Institutes of Health (NIH): \$ 17,326,163

Total for US Department of Health and Human Services (DHHS): \$ 21,309,795

National Science Foundation (NSF)

National Science Foundation (NSF)

To: Jeffrey William Berman, Assistant Professor \$ 1,531,077
 Civil and Environmental Engineering

Detail of Public Grant Awards

Federal

National Science Foundation (NSF)

National Science Foundation (NSF)

For: NEESR-SG: Smart & Resilient Steel Walls for Reducing Earthquake Impacts
Eff: 10/1/2008 Classified: No
To: Russell D Light, Apl-principal Engineer \$ 1,022,238
Applied Physics Laboratory
For: Collaborative Research: Acoustic Instrumentation for Imaging and Quantifying Hydrothermal Flow in NEPTUNE Canada Regional Cabled Observatory at Main Endeavour Field, JdFR
Eff: 11/1/2008 Classified: No
To: Mehmet Sarikaya, Professor \$ 1,080,000
Materials Science and Engineering
For: Genetically Engineered Materials Science & Engineering Center
Eff: 10/1/2005 Classified: No

Total for National Science Foundation (NSF): \$ 3,633,315

Total for National Science Foundation (NSF): \$ 3,633,315

Total for Federal: \$ 24,943,110

State of Washington

Washington State Life Sciences Discovery Fund Authority (LSDFA)

To: Gail P. Jarvik, Professor \$ 5,339,732
Department of Medicine
For: LSDF-Institute for Genetic Medicine
Eff: 9/3/2008 Classified: No

Total for Washington State Life Sciences Discovery Fund Authority (LSDFA): \$ 5,339,732

Total for State of Washington: \$ 5,339,732

Total Public Grants: \$ 30,282,842

Detail of Private Grant Awards

Associations and Non-Profits

Children's Hospital and Regional Medical Center (CHRMC)

To: F. Bruder Stapleton, Chair
Department of Pediatrics \$ 1,027,094

For: Copy of CHMC PEDIATRIC SALARY

Eff: 1/1/1981 Classified: No

Total for Children's Hospital and Regional Medical Center (CHRMC): \$ 1,027,094

Immune Tolerance Network

To: Jorge Dionisio Reyes, Professor
Department of Surgery \$ 1,701,941

For: Immunosuppression Withdrawal in Transplantation

Eff: 3/1/2008 Classified: No

Total for Immune Tolerance Network: \$ 1,701,941

Total for Associations and Non-Profits: \$ 2,729,035

Foundations

Bill and Melinda Gates Foundation

To: Connie L. Celum, Professor
Department of Medicine \$ 4,625,005

For: HSV-2 Suppression to Prevent HIV Transmission

Eff: 5/1/2003 Classified: No

To: Connie L. Celum, Professor
Department of Medicine \$ 12,566,428

For: Tenofovir and Emtricitabine/tenofovir Chemoprophylaxis to Prevent HIV Acquisition

Eff: 7/1/2007 Classified: No

Total for Bill and Melinda Gates Foundation: \$ 17,191,433

Gordon and Betty Moore Foundation

To: E. Virginia Armbrust, Professor
School of Oceanography \$ 4,010,449

For: Moore Investigator Award

Eff: 9/18/2008 Classified: No

Total for Gordon and Betty Moore Foundation: \$ 4,010,449

Total for Foundations: \$ 21,201,882

Total Private Grants: \$ 23,930,917

Detail of Contract Awards

Federal

US Department of Health and Human Services (DHHS)

National Institutes of Health (NIH)

To: Christopher B Wilson, Professor \$ 1,136,659
Department of Immunology

For: Population Genetics Analysis Program: Immunity to
Vaccines/Infections

Eff: 9/30/2004 Classified: No

Total for National Institutes of Health (NIH): \$ 1,136,659

Total for US Department of Health and Human Services (DHHS): \$ 1,136,659

Total for Federal: \$ 1,136,659

Total Contracts: \$ 1,136,659

Grand Total for all Awards \$ 55,350,418

Grant and Contract Awards Summary

to

The Board of Regents

of the

University of Washington

for

November 2008

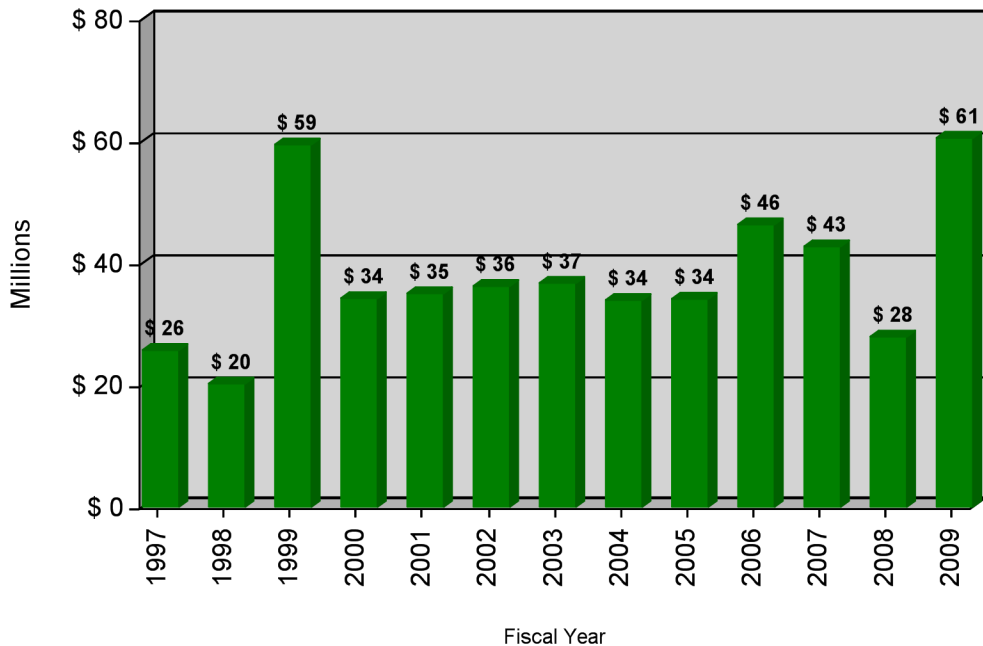
Office of Research

Office of Sponsored Programs

Table of Contents

Graphical Summary of Award Activity	3
Summary of Grant and Contract Awards	4
Comparison of Grants and Contract Awards by Agency	5
Comparison of Grants and Contract Awards by School/College	6
Listing of Awards for College of Arts and Sciences by Department	7
Summary of Grant Awards – Excluding Private Awards	8
Summary of Grant Awards - Private Awards	9
Summary of Contract Awards	10
Report of Grant & Contract Awards over \$1,000,000	11

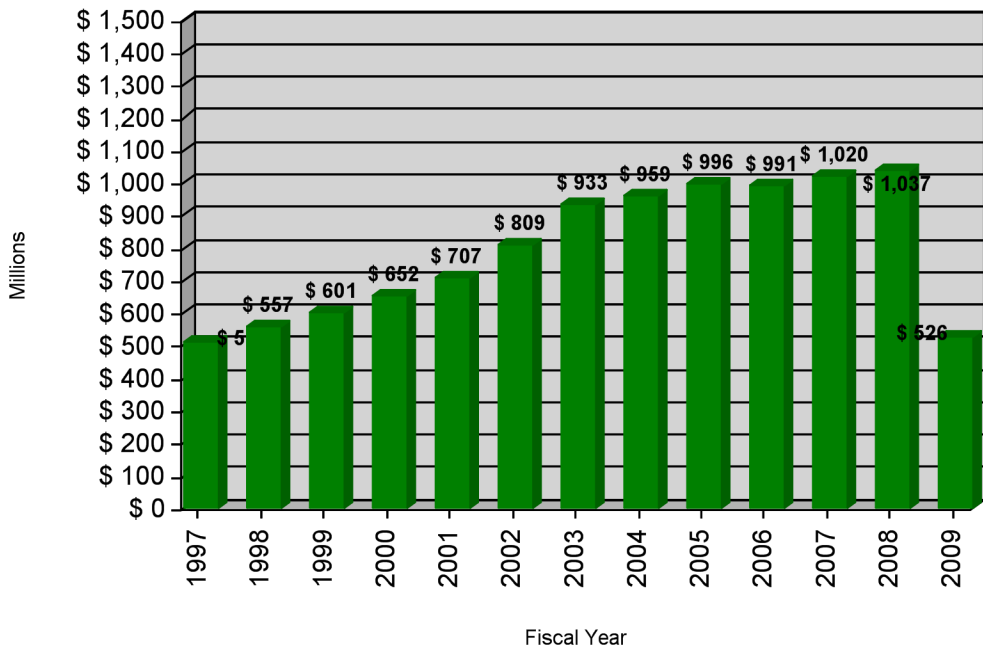
November Only
Comparison of Grant & Contract Awards



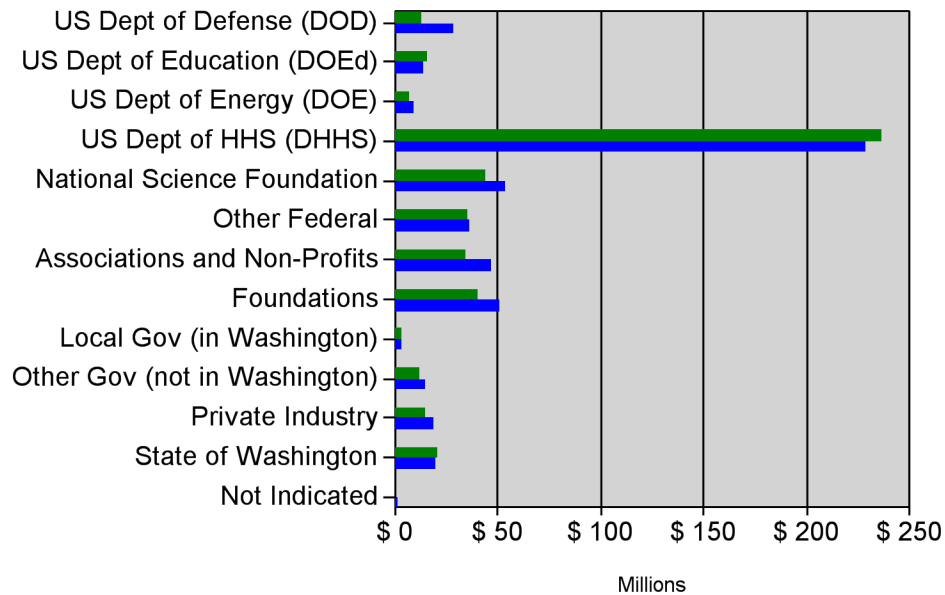
Fiscal Year to Date
Comparison of Grant & Contract Awards



Complete Fiscal Year
Comparison of Grant & Contract Awards



Fiscal Year to Date
Two-Year Comparison of Grant and Contract Awards



Jul-Nov FY08 Jul-Nov FY09

Summary of Grant and Contract Awards**Fiscal Year 2008-2009**

Month	RESEARCH AND OTHER		TRAINING		Total Grants and Contracts
	Federal	Non-Federal	Federal	Non-Federal	
July	\$ 86,111,310	\$ 16,220,680	\$ 9,776,757	\$ 3,001,990	\$ 115,110,700
August	\$ 59,011,790	\$ 22,463,880	\$ 7,944,685	\$ 1,036,159	\$ 90,456,520
September	\$ 105,344,800	\$ 20,093,510	\$ 9,282,558	\$ 1,091,509	\$ 135,812,400
October	\$ 63,252,340	\$ 52,224,910	\$ 6,130,011	\$ 2,279,804	\$ 123,887,100
November	\$ 22,820,940	\$ 33,744,240	\$ 1,145,695	\$ 2,762,181	\$ 60,473,060
FY09 to Date	\$336,541,182	\$144,747,227	\$34,279,706	\$10,171,643	\$525,739,759
FY08 to Date	\$316,916,588	\$114,221,073	\$34,942,081	\$12,423,764	\$478,503,507
Over (Under) Previous Year	\$19,624,594	\$30,526,154	(\$662,375)	(\$2,252,121)	\$47,236,252

Assuming acceptance of all awards by the Board of Regents

Comparison of Grant and Contract Awards by Agency**Fiscal Years 2007-2008 and 2008-2009**

Agency	Jul-Nov FY08	Jul-Nov FY09
US Department of Defense (DOD)	\$ 13,318,609	\$ 29,028,589
US Department of Education (DOEd)	\$ 16,014,484	\$ 13,591,431
US Department of Energy (DOE)	\$ 6,844,938	\$ 9,207,341
US Department of Health and Human Services (DHHS)	\$ 236,134,027	\$ 228,881,710
National Science Foundation (NSF)	\$ 44,026,467	\$ 53,409,417
Other Federal	\$ 35,520,145	\$ 36,702,400
Subtotal for Federal :	\$ 351,858,669	\$ 370,820,888
Associations and Non-Profits	\$ 34,617,683	\$ 46,699,011
Foundations	\$ 40,673,072	\$ 51,195,064
Local Government (in Washington)	\$ 3,404,318	\$ 3,343,480
Other Government (not in Washington)	\$ 12,380,672	\$ 14,595,026
Private Industry	\$ 14,492,280	\$ 19,252,657
State of Washington	\$ 21,076,812	\$ 19,811,073
Not Indicated	\$ 0	\$ 22,559
Subtotal for Non-Federal :	\$ 126,644,838	\$ 154,918,871
Grand Total :	\$ 478,503,507	\$ 525,739,759
Amount of Increase (Decrease) :		\$ 47,236,252
Percent of Increase (Decrease) :		9.9 %

Assuming acceptance of all awards by the Board of Regents

Comparison of Grant and Contract Awards by School/College

Fiscal Years 2007-2008 and 2008-2009

School/College	Jul-Nov FY08	Jul-Nov FY09
Upper Campus		
Architecture and Urban Planning	\$ 459,356	\$ 546,435
Arts and Sciences	\$ 39,838,246	\$ 48,912,746
Business Administration	\$ 724,471	\$ 770,000
Director of Libraries	\$ 116,500	\$ 15,000
Education	\$ 1,380,305	\$ 5,983,240
Educational Outreach	\$ 267,568	\$ 39,001
Engineering	\$ 35,616,212	\$ 42,517,492
Evans School of Public Affairs	\$ 1,974,160	\$ 1,350,502
Executive Vice President		\$ 621,238
Forest Resources	\$ 3,073,704	\$ 4,757,677
Graduate School	\$ 969,952	\$ 1,675,131
Information School	\$ 4,281,229	\$ 4,761,506
Law	\$ 209,134	\$ 1,258,309
Ocean and Fishery Sciences	\$ 40,753,653	\$ 44,138,384
Office of Research	\$ 17,336,444	\$ 15,674,845
Provost	\$ 200,000	
Social Work	\$ 7,763,468	\$ 8,828,859
Undergraduate Education	\$ 326,802	\$ 201,568
VP Educational Partnerships	\$ 43,745	\$ 30,000
VP Minority Affairs	\$ 7,002,709	\$ 6,337,599
Subtotal :	\$ 162,337,658	\$ 188,419,532
Health Sciences		
Dentistry	\$ 4,913,303	\$ 5,665,248
Medicine	\$ 232,601,904	\$ 262,788,519
Nursing	\$ 9,513,830	\$ 7,519,391
Pharmacy	\$ 4,379,485	\$ 4,917,910
Public Health and Community Medicine	\$ 37,259,244	\$ 35,636,195
Subtotal :	\$ 288,667,765	\$ 316,527,263
Special Programs		
Alcohol and Drug Abuse Institute	\$ 3,113,132	\$ 2,060,091
CHDD Administration	\$ 7,107,293	\$ 3,064,560
Regional Primate Center	\$ 15,871,406	\$ 14,007,020
Subtotal :	\$ 26,091,831	\$ 19,131,671
Other UW Campuses		
Bothell	\$ 1,193,411	\$ 1,221,350
Tacoma	\$ 203,450	\$ 439,023
Subtotal :	\$ 1,396,861	\$ 1,660,373
Not Indicated	Not Indicated	\$ 9,391

School/College	Jul-Nov FY08	Jul-Nov FY09
Not Indicated Tacoma		\$ 920
Subtotal :	\$ 9,391	\$ 920
Grand Total :	\$ 478,503,507	\$ 525,739,759

Assuming acceptance of all awards by the Board of Regents

List of Awards for Arts and Sciences

Fiscal Years 2007-2008 and 2008-2009

Department	Jul-Nov FY08	Jul-Nov FY09
Center for Statistics and the Social Sciences	\$ 704,512	\$ 96,213
Center for Studies in Demography and Ecology	\$ 1,879,361	\$ 1,739,105
Department of Anthropology	\$ 246,138	\$ 322,026
Department of Applied Mathematics	\$ 7,864	\$ 657,408
Department of Asian Languages and Literature	\$0	\$ 100,000
Department of Astronomy	\$ 2,032,086	\$ 4,313,894
Department of Atmospheric Sciences	\$ 1,829,265	\$ 2,238,923
Department of Biology	\$ 2,772,477	\$ 4,100,725
Department of Chemistry	\$ 12,183,070	\$ 14,555,830
Department of Communication	\$ 140,680	\$ 697,385
Department of Earth and Space Sciences	\$ 2,039,065	\$ 4,568,943
Department of Economics	\$ 6,575	\$ 63,560
Department of English	\$ 72,573	\$ 56,000
Department of Geography	\$ 336,787	\$ 12,000
Department of Germanics	\$ 45,000	\$0
Department of History	\$0	\$ 453,000
Department of Linguistics	\$ 164,666	\$ 74,795
Department of Mathematics	\$ 2,289,271	\$ 908,185
Department of Physics	\$ 3,597,687	\$ 2,546,909
Department of Political Science	\$ 1,124,910	\$ 234,400
Department of Psychology	\$ 5,405,863	\$ 3,285,648
Department of Sociology	\$ 10,350	\$ 15,000
Department of Speech and Hearing Sciences	\$ 722,119	\$ 1,262,732
Department of Statistics	\$ 485,728	\$ 200,186
Henry M. Jackson School of International Studies	\$ 1,473,362	\$ 1,503,358
Institute for Nuclear Theory	\$0	\$ 610,200
Language Learning Center	\$ 76,000	\$ 137,000
Other Arts and Sciences Programs	\$0	\$ 4,033,304
Public Performing Arts	\$ 107,338	\$ 58,029
Thomas Burke Memorial Washington State Museum	\$ 85,495	\$ 67,989
Total :	\$ 39,838,240	\$ 48,912,740

Assuming acceptance of all awards by the Board of Regents

Summary of Grant Awards**Fiscal Year 2008-2009***Excluding private awards from Foundations, Industry, Associations and Others*

Month	RESEARCH AND OTHER		TRAINING		Total Grants
	Federal	Non-Federal	Federal	Non-Federal	
July	\$ 84,699,550	\$ 3,384,315	\$ 9,776,757	\$ 226,080	\$ 98,086,700
August	\$ 53,590,660	\$ 5,137,674	\$ 7,914,685	\$ 0	\$ 66,643,020
September	\$ 90,787,430	\$ 3,932,069	\$ 9,263,558	\$ 164,451	\$ 104,147,500
October	\$ 57,813,560	\$ 8,630,334	\$ 6,130,011	\$ 155,787	\$ 72,729,690
November	\$ 17,799,160	\$ 976,483	\$ 1,145,695	\$ 606,373	\$ 20,527,710
Year to Date	\$ 304,690,400	\$ 22,060,880	\$ 34,230,700	\$ 1,152,691	\$ 362,134,600

Assuming acceptance of all awards by the Board of Regents

Summary of Grant Awards

Fiscal Year 2008-2009

Private awards from Foundations, Industry, Associations and Others

Month	RESEARCH AND OTHER	TRAINING	Total Grants
July	\$ 6,878,668	\$ 512,428	\$ 7,391,096
August	\$ 12,186,370	\$ 397,418	\$ 12,583,790
September	\$ 10,619,370	\$ 83,395	\$ 10,702,760
October	\$ 34,771,180	\$ 440,967	\$ 35,212,150
November	\$ 25,062,730	\$ 1,185,445	\$ 26,248,180
Year to Date	\$ 89,518,320	\$ 2,619,653	\$ 92,137,980

Assuming acceptance of all awards by the Board of Regents

Summary of Contract Awards

Fiscal Year 2008-2009

Month	RESEARCH AND OTHER		TRAINING		Total Contracts
	Federal	Non-Federal	Federal	Non-Federal	
July	\$ 1,411,756	\$ 5,957,698	\$ 0	\$ 2,263,482	\$ 9,632,936
August	\$ 5,421,129	\$ 5,139,839	\$ 30,000	\$ 638,741	\$ 11,229,710
September	\$ 14,557,370	\$ 5,542,074	\$ 19,000	\$ 843,663	\$ 20,962,110
October	\$ 5,438,786	\$ 8,823,394	\$ 0	\$ 1,683,050	\$ 15,945,230
November	\$ 5,021,777	\$ 7,705,027	\$ 0	\$ 970,363	\$ 13,697,170
Year to Date	\$ 31,850,820	\$ 33,168,030	\$ 49,000	\$ 6,399,300	\$ 71,467,140

Assuming acceptance of all awards by the Board of Regents

**Report of Grant and Contract Awards
of \$1,000,000 or More**

November 2008

**Requiring action of
The Board of Regents
of the
University of Washington**

**Office of Research
Office of Sponsored Programs**

Detail of Public Grant Awards

Federal

US Department of Defense (DOD)

Office of Naval Research (ONR)

To: Bruce M. Howe, Apl-principal Oceanographer \$ 2,000,000
 Applied Physics Laboratory
 For: Acoustic Seaglider2: PLUS
 Eff: 4/1/2007 Classified: No

Total for Office of Naval Research (ONR): \$ 2,000,000

Total for US Department of Defense (DOD): \$ 2,000,000

US Department of Health and Human Services (DHHS)

National Institutes of Health (NIH)

To: John A Stamatoyannopoulos, Assistant Professor \$ 1,200,000
 Department of Genome Sciences
 For: Northwest Reference Epigenome Mapping Center
 Eff: 9/29/2008 Classified: No

To: John A Stamatoyannopoulos, Assistant Professor \$ 2,641,867
 Department of Genome Sciences
 For: A Comprehensive catalog of human DNaseI hypersensitive sites
 Eff: 7/1/2008 Classified: No

To: G Stamatoyannopoulos, Professor \$ 2,228,313
 Department of Medicine
 For: Stem Cell Gene Therapy for Hemoglobinopathies
 Eff: 9/1/2008 Classified: No

Total for National Institutes of Health (NIH): \$ 6,070,180

Total for US Department of Health and Human Services (DHHS): \$ 6,070,180

Total for Federal: \$ 8,070,180

Total Public Grants: \$ 8,070,180

Detail of Private Grant Awards

Associations and Non-Profits

University of Southern California (USC)

To:	Yoky Matsuoka, Associate Professor Computer Science and Engineering	\$ 1,076,578
For:	EFRI-COPN: Reverse-engineering the human brain's ability to control the hand	
Eff:	11/1/2008	Classified: No

Total for University of Southern California (USC): **\$ 1,076,578**

Total for Associations and Non-Profits: **\$ 1,076,578**

Foundations

Bill and Melinda Gates Foundation

To:	Christopher T. Coward, Director Information School	\$ 1,000,000
For:	CIS Capacity Building-Gates Foundation	
Eff:	1/1/2009	Classified: No

To:	Christopher J Murray, Professor Global Health	\$ 10,019,132
For:	Population Health Metrics Research Consortium	
Eff:	7/1/2008	Classified: No

To:	Mark Courtney, Professor School of Social Work	\$ 1,000,000
For:	Understanding Postsecondary Education Transitions for Vulnerable Youth: Extending the Midwest Study through Age 26	
Eff:	11/1/2008	Classified: No

To:	Emmanuela Gakidou, Assoc Professor Global Health	\$ 1,308,689
For:	Population Health Metrics Research Consortium - Mexico Study	
Eff:	11/1/2008	Classified: No

Total for Bill and Melinda Gates Foundation: **\$ 13,327,821**

Total for Foundations: **\$ 13,327,821**

Total Private Grants: **\$ 14,404,399**

Detail of Contract Awards

Federal

US Department of Health and Human Services (DHHS)

National Institutes of Health (NIH)

To: Jeffrey L. Probstfield, Professor \$ 2,110,832
Department of Medicine

For: ACCORD-Memory In Diabetics

Eff: 10/1/2008 Classified: No

Total for National Institutes of Health (NIH): \$ 2,110,832

Total for US Department of Health and Human Services (DHHS): \$ 2,110,832

Total for Federal: \$ 2,110,832

Private Industry

Siemens Corporate Research, Inc.

To: Lawrence A. Crum, Associate Director \$ 1,725,126
Applied Physics Laboratory

For: Deep Bleeder Acoustic Coagulation (DBAC) - Test Bed

Eff: 11/4/2008 Classified: No

Total for Siemens Corporate Research, Inc.: \$ 1,725,126

Total for Private Industry: \$ 1,725,126

Total Contracts: \$ 3,835,958

Grand Total for all Awards \$ 26,310,537