

VII. STANDING COMMITTEES

B. Finance, Audit and Facilities Committee

UW

**Report of
Contributions**

University of Washington
University of Washington Foundation

February, 2009



UNIVERSITY OF WASHINGTON

All Areas

REPORT OF CONTRIBUTIONS

February 2009

REPORT BY: UNIVERSITY ADVANCEMENT, ADVANCEMENT SERVICES, INFORMATION MANAGEMENT

ANNUAL PROGRESS BY CONSTITUENCY

School	Current Month				Year to Date			
	Gifts	Grants	Total	Donors ¹	Gifts	Grants	Total	Donors
UW Medicine	\$2,817,081	\$5,280,164	\$8,097,245	2,217	\$24,248,661	\$69,778,940	\$94,027,602	12,151
Arts and Sciences	\$482,928	\$640,349	\$1,123,277	1,221	\$11,811,133	\$5,234,337	\$17,045,469	11,276
Broadcast Services	\$628,931	\$0	\$628,931	258	\$2,351,404	\$0	\$2,351,404	1,249
Built Environments	\$11,879	\$5,000	\$16,879	68	\$931,703	\$927,500	\$1,859,203	949
Business School	\$1,238,299	\$0	\$1,238,299	191	\$19,747,480	\$0	\$19,747,480	3,284
Dentistry	\$47,411	\$109,188	\$156,599	125	\$1,010,709	\$613,147	\$1,623,856	1,046
Education	\$97,474	\$0	\$97,474	187	\$2,003,018	\$942,794	\$2,945,812	1,167
Engineering	\$374,650	\$953,229	\$1,327,879	237	\$8,953,848	\$4,097,609	\$13,051,458	3,427
Environment	\$0	\$0	\$0	0	\$4,663,494	\$0	\$4,663,494	22
Evans School of Public Affairs	\$81,823	\$157,500	\$239,323	50	\$442,716	\$1,112,500	\$1,555,216	304
Forest Resources	\$6,803	\$112,653	\$119,456	87	\$551,323	\$1,161,493	\$1,712,816	685
Friday Harbor Labs	\$1,883	\$0	\$1,883	12	\$1,110,938	\$0	\$1,110,938	295
Information School	\$90,295	\$0	\$90,295	39	\$568,288	\$512,000	\$1,080,288	511
Intercollegiate Athletics	\$2,510,767	\$0	\$2,510,767	5,316	\$8,569,120	\$0	\$8,569,120	10,652
Minority Affairs	\$3,626	\$0	\$3,626	120	\$116,155	\$200,000	\$316,155	290
Law	\$35,683	\$0	\$35,683	100	\$2,193,649	\$0	\$2,193,649	1,448
Libraries	\$51,823	\$0	\$51,823	927	\$721,205	\$0	\$721,205	2,259
Nursing	\$57,276	\$0	\$57,276	129	\$1,871,144	\$743,950	\$2,615,094	1,352
Ocean and Fishery Sciences	\$217,885	\$23,668	\$241,553	104	\$1,181,444	\$7,706,850	\$8,888,294	617
Pharmacy	\$87,297	\$1,932	\$89,229	163	\$745,243	\$598,870	\$1,344,113	757
President's Funds	\$28,894	\$0	\$28,894	220	\$2,824,239	\$0	\$2,824,239	1,336
Public Health	\$21,660	\$1,352,088	\$1,373,747	181	\$654,527	\$10,891,572	\$11,546,099	602
Social Work	\$1,439	\$0	\$1,439	32	\$121,178	\$50,100	\$171,278	593
Student Affairs	\$193,162	\$0	\$193,162	213	\$1,132,393	\$0	\$1,132,393	1,870
Undergraduate Academic Affairs	\$2,210	\$0	\$2,210	27	\$376,371	\$20,000	\$396,371	237
University Press	\$5,910	\$0	\$5,910	34	\$145,215	\$0	\$145,215	133
UW Alumni Association	\$52,062	\$0	\$52,062	1,076	\$590,602	\$0	\$590,602	11,757
UW Bothell	\$14,540	\$0	\$14,540	160	\$238,646	\$1,575,000	\$1,813,646	383
UW Tacoma	\$143,851	\$0	\$143,851	151	\$1,558,398	\$23,965	\$1,582,363	492
Other University Support	\$632,453	\$60,626	\$693,079	103	\$2,338,260	\$478,046	\$2,816,306	1,702
Total	\$9,939,995	\$8,696,397	\$18,636,392	13,159	\$103,772,505	\$106,668,673	\$210,441,178	62,987

MONTHLY HIGHLIGHTS

The UW received \$18.64M in total private voluntary support (\$9.94M in gifts and \$8.70M in grants) in the current month.

Areas including Built Environments, Business School, Dentistry, Education, Environment, Forest Resources, Friday Harbor Labs, Minority Affairs, Law, Nursing, Public Health, Student Affairs, Undergraduate Academic Affairs and UW Bothell are ahead of last year's year-to-date totals.

¹ Donors are defined as those entities who have a credit amount of greater than \$0.00.

The donor total at the bottom of the chart is not a cumulative total of the rows above. The donor total is the number of unique donors who have been credited with a gift to the UW during the given time period.

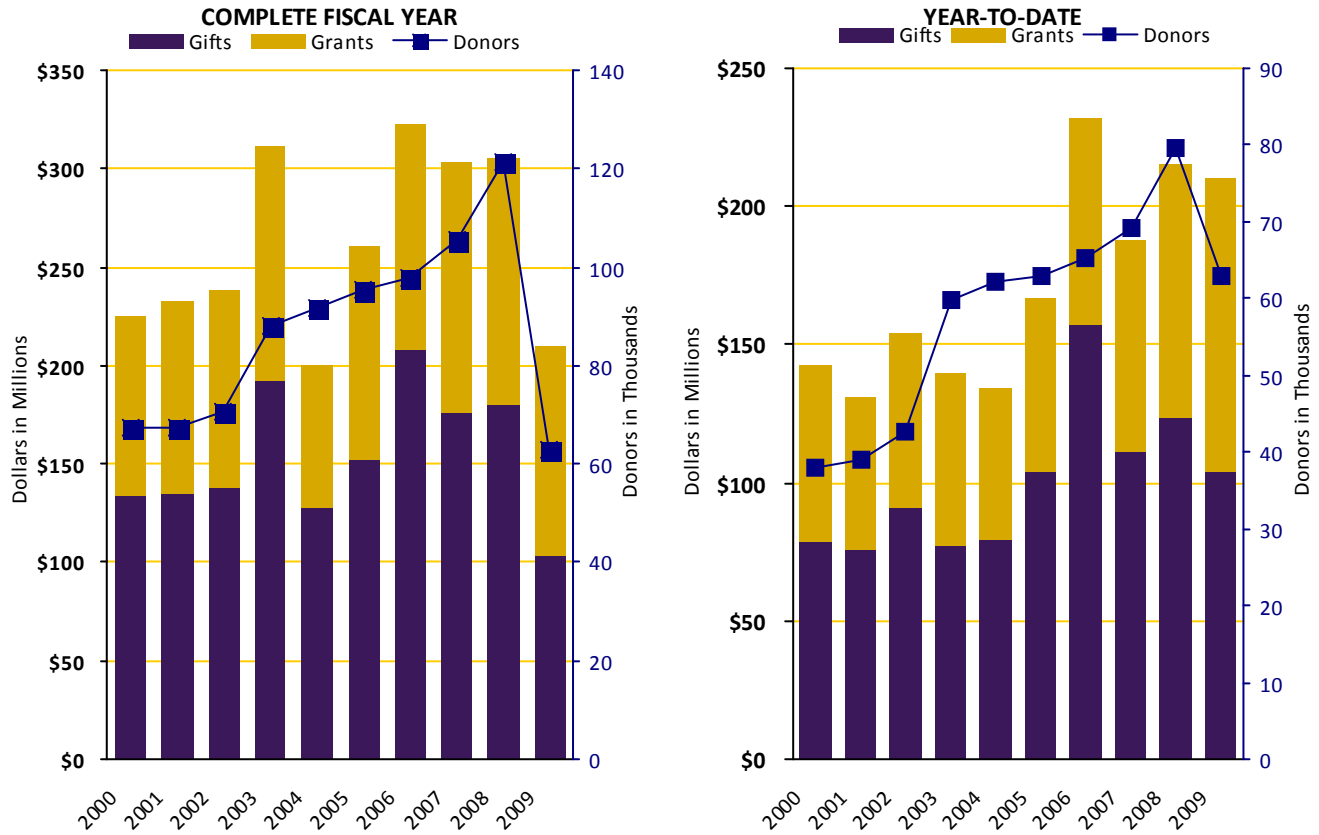
Source: University Advancement, Information Management Report # devrpts_s09032

DEVELOPMENT SUMMARY BY CONSTITUENCY

School	Current Month		Year to Date		Prior Year to Date		Prior Year Total	
	Total	Donors	Total	Donors	Total	Donors	Total	Donors
UW Medicine	\$8,097,245	2,217	\$94,027,602	12,151	\$96,432,581	14,419	\$128,084,404	18,602
Arts and Sciences	\$1,123,277	1,221	\$17,045,469	11,276	\$22,572,804	11,302	\$36,159,265	15,040
Broadcast Services	\$628,931	258	\$2,351,404	1,249	\$6,939,875	11,857	\$12,124,630	21,710
Built Environments	\$16,879	68	\$1,859,203	949	\$1,393,558	964	\$2,552,681	1,467
Business School	\$1,238,299	191	\$19,747,480	3,284	\$10,409,293	3,904	\$13,215,754	4,667
Dentistry	\$156,599	125	\$1,623,856	1,046	\$1,079,750	1,116	\$3,479,430	1,340
Education	\$97,474	187	\$2,945,812	1,167	\$2,393,091	1,181	\$2,778,307	1,637
Engineering	\$1,327,879	237	\$13,051,458	3,427	\$14,765,137	3,754	\$22,826,602	4,653
Environment	\$0	0	\$4,663,494	22	\$0	0	\$0	0
Evans School of Public Affairs	\$239,323	50	\$1,555,216	304	\$2,579,316	276	\$3,350,952	493
Forest Resources	\$119,456	87	\$1,712,816	685	\$1,672,757	870	\$2,552,419	1,151
Friday Harbor Labs	\$1,883	12	\$1,110,938	295	\$410,565	385	\$553,591	454
Information School	\$90,295	39	\$1,080,288	511	\$3,075,828	544	\$3,893,390	639
Intercollegiate Athletics	\$2,510,767	5,316	\$8,569,120	10,652	\$12,813,978	11,787	\$20,268,275	25,073
Minority Affairs	\$3,626	120	\$316,155	290	\$0	0	\$0	0
Law	\$35,683	100	\$2,193,649	1,448	\$1,807,665	1,710	\$2,865,343	2,166
Libraries	\$51,823	927	\$721,205	2,259	\$1,211,373	2,442	\$1,599,016	4,714
Nursing	\$57,276	129	\$2,615,094	1,352	\$2,386,875	1,417	\$3,155,721	1,775
Ocean and Fishery Sciences	\$241,553	104	\$8,888,294	617	\$9,088,870	625	\$12,310,301	829
Pharmacy	\$89,229	163	\$1,344,113	757	\$2,313,293	897	\$3,038,164	1,127
President's Funds	\$28,894	220	\$2,824,239	1,336	\$439,875	1,624	\$961,234	2,240
Public Health	\$1,373,747	181	\$11,546,099	602	\$7,472,310	571	\$9,774,188	732
Scholarships and Student Programs	\$0	0	\$0	0	\$6,119,369	4,821	\$7,075,190	6,407
Social Work	\$1,439	32	\$171,278	593	\$1,371,051	721	\$1,633,711	895
Student Affairs	\$193,162	213	\$1,132,393	1,870	\$0	0	\$0	0
Undergraduate Academic Affairs	\$2,210	27	\$396,371	237	\$0	0	\$0	0
University Press	\$5,910	34	\$145,215	133	\$300,192	264	\$414,094	293
UW Alumni Association	\$52,062	1,076	\$590,602	11,757	\$628,810	12,449	\$1,146,912	21,851
UW Bothell	\$14,540	160	\$1,813,646	383	\$107,044	299	\$302,577	795
UW Tacoma	\$143,851	151	\$1,582,363	492	\$2,156,558	471	\$4,420,119	967
Other University Support	\$693,079	103	\$2,816,306	1,702	\$3,714,416	1,395	\$4,423,387	2,518
Total¹	\$18,636,392	13,159	\$210,441,178	62,987	\$215,656,237	79,650	\$304,959,657	121,447

¹ The donor total at the bottom of the chart is not a cumulative total of the rows above. The donor total is the number of unique donors who have been credited with a gift to the UW during the given time period.

FISCAL YEAR COMPARISON OF TOTAL CONTRIBUTIONS



Fiscal Year	Complete Fiscal Year				Year to Date			
	Gifts	Grants	Total	Donors	Gifts	Grants	Total	Donors
2008-2009	\$103,772,505	\$106,668,673	\$210,441,178	62,987	\$103,772,505	\$106,668,673	\$210,441,178	62,987
2007-2008	\$180,735,444	\$124,224,214	\$304,959,657	121,447	\$123,716,605	\$91,939,632	\$215,656,237	79,650
2006-2007	\$176,490,215	\$126,399,369	\$302,889,584	105,353	\$111,462,184	\$76,621,679	\$188,083,863	69,266
2005-2006	\$207,744,231	\$115,261,186	\$323,005,417	97,876	\$157,615,928	\$74,294,061	\$231,909,989	65,298
2004-2005	\$151,969,925	\$108,802,371	\$260,772,296	95,227	\$104,192,263	\$62,566,371	\$166,758,634	62,962
2003-2004	\$128,174,367	\$71,603,323	\$199,777,690	91,903	\$79,239,120	\$55,390,822	\$134,629,942	62,105
2002-2003	\$192,573,183	\$118,677,722	\$311,250,905	88,259	\$77,350,454	\$62,155,003	\$139,505,457	59,895
2001-2002	\$137,959,340	\$100,820,547	\$238,779,887	70,560	\$91,058,605	\$62,829,546	\$153,888,151	42,684
2000-2001	\$134,797,642	\$97,112,979	\$231,910,621	67,307	\$75,899,927	\$54,792,444	\$130,692,371	39,011
1999-2000	\$134,037,997	\$91,536,165	\$225,574,162	67,351	\$78,708,694	\$63,378,435	\$142,087,129	37,962

Source: University Advancement, Information Management Report # devrpts_s09032

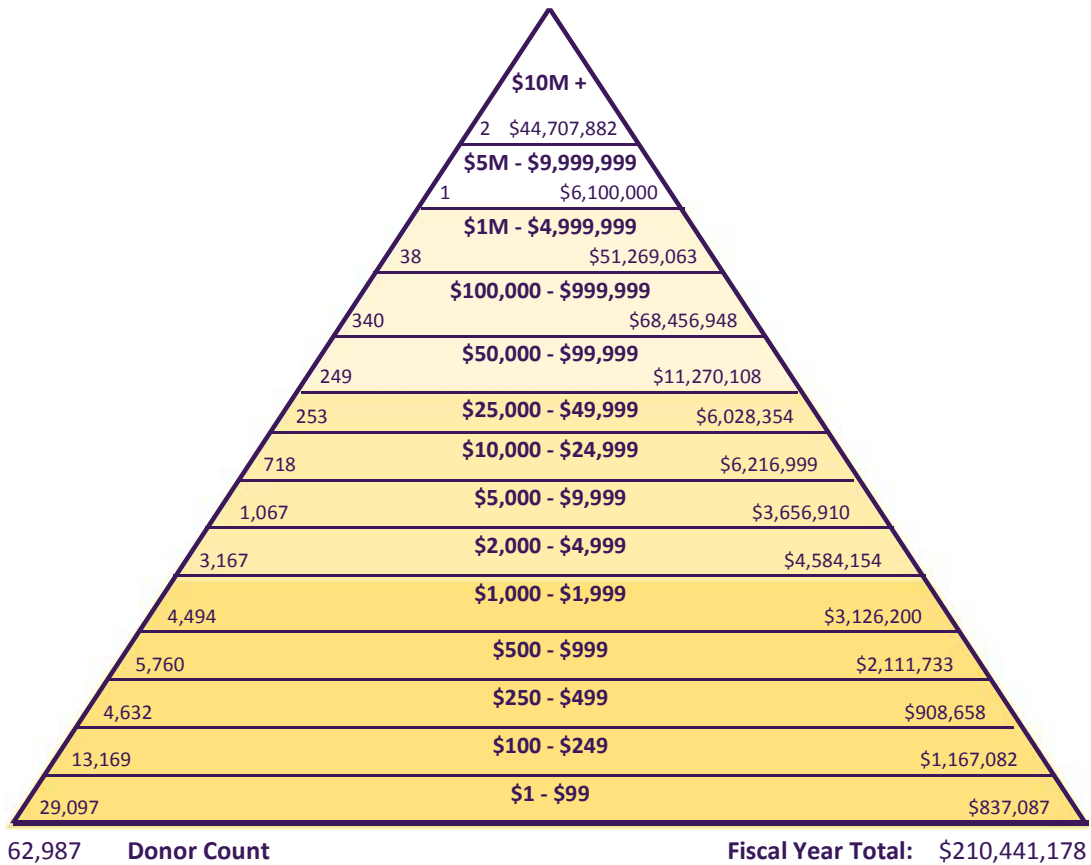
ANNUAL FUNDING THEME PROGRESS

Theme	Year to Date		
	Current Use	Endowment	Total
Student Support	\$5,166,535	\$12,421,534	\$17,588,069
Faculty Support	\$4,112,447	\$10,782,036	\$14,894,483
Program Support for Faculty and Students	\$127,710,609	\$17,170,637	\$144,881,246
Capital	\$14,607,236	\$700	\$14,607,936
Excellence Funds	\$16,946,170	\$1,523,274	\$18,469,444
Total	\$168,542,997	\$41,898,181	\$210,441,178

DEVELOPMENT ACTIVITY BY DONOR TYPE

Donor Type	Year to Date		Prior Year to Date		Prior Fiscal Year	
	Donors	Total	Donors	Total	Donors	Total
Alumni	34,272	\$27,078,342	38,880	\$41,992,233	55,089	\$57,128,097
Corporations	1,906	\$34,463,774	2,205	\$44,028,702	3,255	\$61,590,177
Family Foundations	143	\$10,550,781	143	\$9,443,296	172	\$13,349,493
Foundations	313	\$61,929,235	325	\$58,502,123	431	\$75,371,489
Non-Alumni	25,919	\$30,226,445	37,798	\$23,577,057	61,914	\$40,209,765
Organizations	434	\$46,192,600	415	\$38,112,826	586	\$57,285,487
Total	62,987	\$210,441,178	79,766	\$215,656,237	121,447	\$304,934,507

DEVELOPMENT ACTIVITY PYRAMID



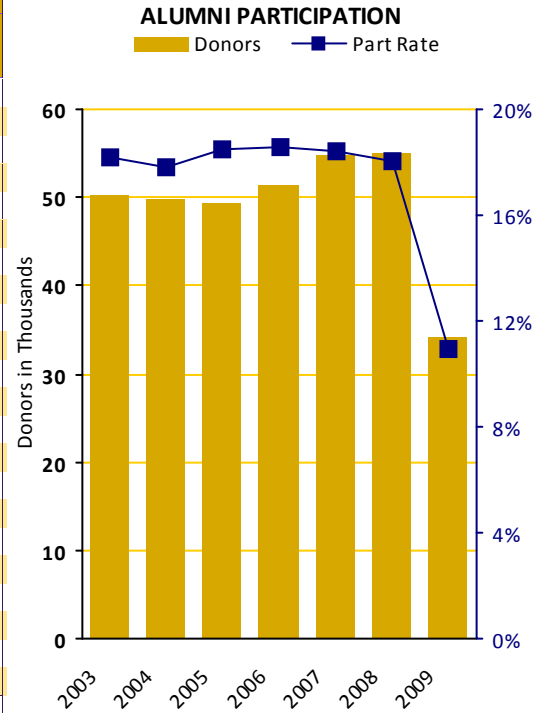
ANNUAL PROGRESS BY GIVING LEVEL

Giving Level	Alumni	Non Alumni	Family Fndns.	Corporations	Foundations	Other Orgs.	Total
\$10M +	\$0	\$0	\$0	\$0	\$30,525,625	\$14,182,257	\$44,707,882
\$5M - \$9,999,999	\$0	\$6,100,000	\$0	\$0	\$0	\$0	\$6,100,000
\$1M - \$4,999,999	\$6,388,524	\$6,727,818	\$5,410,043	\$9,529,068	\$11,166,912	\$12,046,697	\$51,269,063
\$100,000 - \$999,999	\$8,427,019	\$8,820,069	\$3,799,189	\$14,799,151	\$16,205,045	\$16,406,476	\$68,456,948
\$50,000 - \$99,999	\$1,328,574	\$1,202,400	\$422,961	\$4,223,192	\$2,370,714	\$1,722,267	\$11,270,108
\$25,000 - \$49,999	\$942,366	\$971,752	\$373,475	\$2,125,287	\$840,869	\$774,605	\$6,028,354
\$10,000 - \$24,999	\$1,695,190	\$1,169,848	\$356,426	\$1,789,179	\$559,461	\$646,896	\$6,216,999
\$5,000 - \$9,999	\$1,444,099	\$894,130	\$106,804	\$875,488	\$126,781	\$209,610	\$3,656,910
\$2,000 - \$4,999	\$2,302,077	\$1,419,249	\$56,850	\$603,563	\$78,042	\$124,373	\$4,584,154
\$1,000 - \$1,999	\$1,534,897	\$1,186,470	\$21,932	\$298,921	\$36,928	\$47,052	\$3,126,200
\$500 - \$999	\$1,176,163	\$764,824	\$2,550	\$138,821	\$10,429	\$18,946	\$2,111,733
\$250 - \$499	\$537,223	\$322,719	\$250	\$37,367	\$3,442	\$7,656	\$908,658
\$100 - \$249	\$730,050	\$393,528	\$300	\$34,166	\$4,455	\$4,584	\$1,167,082
\$1 - \$99	\$572,160	\$253,639	\$0	\$9,573	\$535	\$1,180	\$837,087
Total	\$27,078,342	\$30,226,445	\$10,550,781	\$34,463,774	\$61,929,235	\$46,192,600	\$210,441,178

Giving Level	Alumni	Non Alumni	Family Fndns.	Corporations	Foundations	Other Orgs.	Total
\$10M +	0	0	0	0	1	1	2
\$5M - \$9,999,999	0	1	0	0	0	0	1
\$1M - \$4,999,999	7	9	3	7	5	7	38
\$100,000 - \$999,999	61	84	24	70	54	47	340
\$50,000 - \$99,999	52	65	8	61	35	28	249
\$25,000 - \$49,999	49	78	13	63	27	23	253
\$10,000 - \$24,999	208	279	24	125	41	41	718
\$5,000 - \$9,999	430	406	22	153	20	36	1,067
\$2,000 - \$4,999	1,460	1,373	20	240	27	47	3,167
\$1,000 - \$1,999	2,013	2,135	20	259	30	37	4,494
\$500 - \$999	2,842	2,615	4	249	18	32	5,760
\$250 - \$499	2,375	2,087	1	133	11	25	4,632
\$100 - \$249	7,194	5,629	4	274	28	40	13,169
\$1 - \$99	17,581	11,158	0	272	16	70	29,097
Total	34,272	25,919	143	1,906	313	434	62,987

ALUMNI PARTICIPATION BY CONSTITUENCY (CURRENT FISCAL YEAR)

Area	Solicitable	To UW		To Unit	
		Year to Date		Year to Date	
		Donors	Part Rate	Donors	Part Rate
UW Medicine	19,109	2,474	12.95%	1,773	9.28%
Arts and Sciences	145,069	14,274	9.84%	5,850	4.03%
Business School	37,913	5,112	13.48%	1,924	5.07%
Built Environments	8,096	980	12.10%	590	7.29%
Dentistry	4,501	859	19.08%	503	11.18%
Education	18,944	2,400	12.67%	560	2.96%
Engineering	32,856	3,542	10.78%	1,924	5.86%
Evans School of Public Affairs	2,394	320	13.37%	146	6.10%
Forest Resources	4,601	425	9.24%	264	5.74%
Interdisc. Grad. Programs	1,719	178	10.35%		
Interdisc. Undergrad. Programs	247	17	6.88%		
Interscholar Programs	493	50	10.14%		
Information School	4,516	676	14.97%	343	7.60%
Law	7,755	1,291	16.65%	863	11.13%
School of Nursing	8,661	1,350	15.59%	930	10.74%
Ocean & Fisheries	4,038	498	12.33%	325	8.05%
Pharmacy	3,529	630	17.85%	519	14.71%
Public Health	4,465	555	12.43%	255	5.71%
Social Work	6,428	708	11.01%	458	7.13%
UW Bothell	6,635	511	7.70%	275	4.14%
UW Tacoma	7,685	452	5.88%	309	4.02%
Unspecified	11,813	1,482	12.55%		
ALL UW TOTAL	314,219	34,272	10.91%		

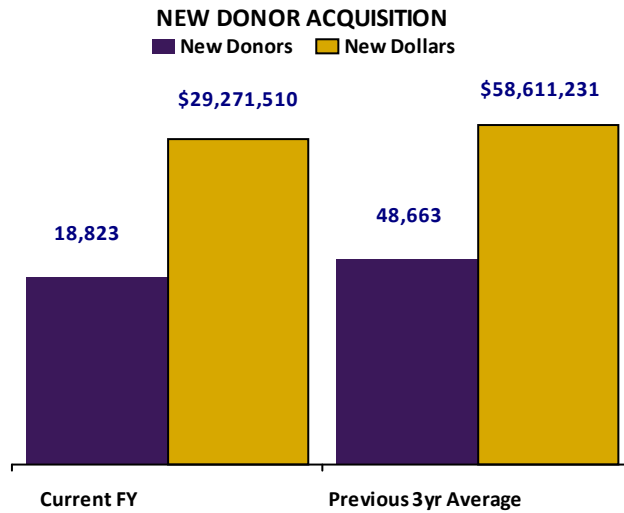


ALUMNI PARTICIPATION BY CONSTITUENCY (PREVIOUS FISCAL YEAR)

Area	Solicitable	To UW				To Unit			
		Year to Date		FY Total		Year to Date		FY Total	
		Donors	Part Rate	Donors	Part Rate	Donors	Part Rate	Donors	PFY Final
UW Medicine	18,010	2,693	14.95%	3,822	21.22%	1,720	9.55%	2,243	12.45%
Arts and Sciences	141,595	15,572	11.00%	23,047	16.28%	4,836	3.42%	5,948	4.20%
Business School	37,430	5,713	15.26%	8,231	21.99%	2,174	5.81%	2,559	6.84%
Built Environments	7,965	1,044	13.11%	1,563	19.62%	472	5.93%	617	7.75%
Dentistry	4,579	933	20.38%	1,215	26.53%	521	11.38%	627	13.69%
Education	18,902	2,711	14.34%	3,870	20.47%	462	2.44%	589	3.12%
Engineering	32,393	3,953	12.20%	5,569	17.19%	1,897	5.86%	2,310	7.13%
Evans School of Public Affairs	2,329	368	15.80%	619	26.58%	110	4.72%	190	8.16%
Forest Resources	4,603	507	11.01%	801	17.40%	227	4.93%	324	7.04%
Interdisc. Grad. Programs	1,622	190	11.71%	293	18.06%				
Interdisc. Undergrad. Programs	225	7	3.11%	22	9.78%				
Interscholar Programs	453	36	7.95%	70	15.45%				
Information School	4,370	753	17.23%	1,004	22.97%	353	8.08%	405	9.27%
Law	7,780	1,473	18.93%	1,942	24.96%	928	11.93%	1,086	13.96%
School of Nursing	8,598	1,461	16.99%	1,980	23.03%	823	9.57%	1,018	11.84%
Ocean & Fisheries	3,911	527	13.47%	788	20.15%	263	6.72%	331	8.46%
Pharmacy	3,426	736	21.48%	997	29.10%	520	15.18%	648	18.91%
Public Health	4,318	561	12.99%	793	18.36%	217	5.03%	276	6.39%
Social Work	6,404	760	11.87%	1,105	17.25%	391	6.11%	496	7.75%
UW Bothell	6,084	453	7.45%	873	14.35%	138	2.27%	224	3.68%
UW Tacoma	7,003	438	6.25%	927	13.24%	172	2.46%	313	4.47%
Unspecified	10,866	1,688	15.53%	2,433	22.39%				
ALL UW TOTAL	305,971	37,641	12.30%	55,089	18.00%				

Source: University Advancement, Information Management Report # devrpts_s09032

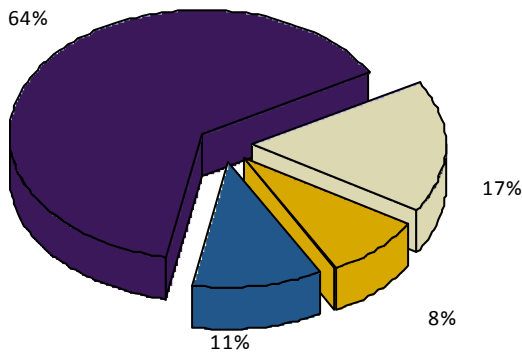
KEY PERFORMANCE INDICATORS



	New Donors	New Dollars
Current FY	18,823	\$29,271,510
Previous 3yr Average	48,663	\$58,611,231

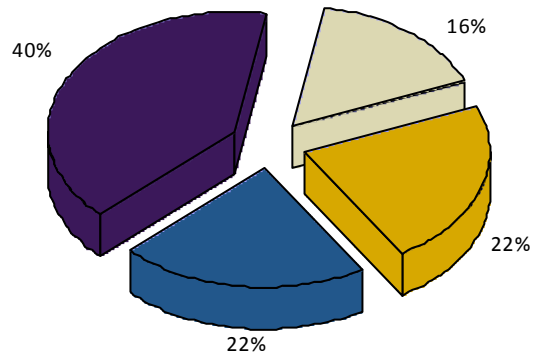
DONOR RETENTION (CURRENT FY)

- Returning Donor - Decreased Giving
- Returning Donor - Increased Giving
- Returning Donor - Same Giving
- Yet to Return as Donor



DONOR RETENTION (PREVIOUS 3YR AVG)

- Returning Donor - Decreased Giving
- Returning Donor - Increased Giving
- Returning Donor - Same Giving
- Yet to Return as Donor



	Donors	Dollars		Donors	Dollars
Returning Donor - Decreased Giving	20,802	\$60,304,609	Returning Donor - Decreased Giving	16,124	\$65,278,811
Returning Donor - Increased Giving	10,085	\$113,487,459	Returning Donor - Increased Giving	22,023	\$178,192,234
Returning Donor - Same Giving	13,277	\$7,377,601	Returning Donor - Same Giving	21,414	\$8,169,227
Yet to Return as Donor	77,275		Yet to Return as Donor	39,919	

Donor counts may vary slightly due to donor crediting preferences.
 Three-year averages are based on fiscal year totals and do not reflect year-to-date status.

STATE OF THE DATABASE

School	Alumni	Friends	Total	Mailable	Mail %	Phonable	Phone %	Emailable	Email %	Emp Info	Emp %
UW Medicine	22,619	35,796	58,415	54,164	92.72%	31,722	54.30%	12,189	20.87%	17,586	30.11%
Arts and Sciences	177,588	18,059	195,647	165,135	84.40%	75,480	38.58%	41,727	21.33%	52,667	26.92%
Broadcast Services	0	37,922	37,922	37,369	98.54%	13,920	36.71%	4,488	11.83%	6,732	17.75%
Built Environments	9,442	1,617	11,059	9,838	88.96%	5,144	46.51%	2,511	22.71%	4,271	38.62%
Business School	46,174	3,703	49,877	42,171	84.55%	21,442	42.99%	13,282	26.63%	21,043	42.19%
Dentistry	5,061	1,491	6,552	6,088	92.92%	3,915	59.75%	1,692	25.82%	2,007	30.63%
Education	25,366	2,321	27,687	21,309	76.96%	11,368	41.06%	3,765	13.60%	8,014	28.94%
Engineering	40,816	3,937	44,753	37,052	82.79%	18,572	41.50%	9,786	21.87%	17,017	38.02%
Environment	0	31	31	31	100.00%	24	77.42%	16	51.61%	13	41.94%
Evans School of Public Affairs	2,705	574	3,279	3,069	93.60%	1,838	56.05%	1,439	43.89%	1,808	55.14%
Forest Resources	5,638	1,596	7,234	6,192	85.60%	3,511	48.53%	1,533	21.19%	2,693	37.23%
Graduate School	1,944	1,237	3,181	3,015	94.78%	2,006	63.06%	1,401	44.04%	1,510	47.47%
Information School	5,682	395	6,077	5,049	83.08%	3,167	52.11%	1,507	24.80%	2,490	40.97%
Intercollegiate Athletics	0	8,634	8,634	8,495	98.39%	6,757	78.26%	3,632	42.07%	3,536	40.95%
Minority Affairs	0	872	872	856	98.17%	659	75.57%	421	48.28%	494	56.65%
Law	8,793	1,643	10,436	9,589	91.88%	5,139	49.24%	4,048	38.79%	4,711	45.14%
Libraries	0	10,691	10,691	10,562	98.79%	9,010	84.28%	1,758	16.44%	2,013	18.83%
Nursing	10,742	1,410	12,152	10,089	83.02%	5,667	46.63%	2,533	20.84%	4,761	39.18%
Ocean and Fishery Sciences	4,911	819	5,730	4,885	85.25%	2,550	44.50%	1,267	22.11%	2,275	39.70%
Pharmacy	4,171	789	4,960	4,321	87.12%	2,480	50.00%	1,269	25.58%	2,233	45.02%
President's Funds	0	4,050	4,050	3,984	98.37%	3,214	79.36%	1,330	32.84%	2,186	53.98%
Public Health	5,099	819	5,918	5,417	91.53%	3,016	50.96%	2,248	37.99%	2,767	46.76%
Social Work	7,779	832	8,611	7,385	85.76%	3,525	40.94%	1,625	18.87%	2,952	34.28%
Student Affairs	0	9,096	9,096	8,969	98.60%	7,071	77.74%	3,233	35.54%	4,201	46.19%
Undergraduate Academic Affairs	0	986	986	962	97.57%	735	74.54%	420	42.60%	407	41.28%
University Press	0	806	806	774	96.03%	554	68.73%	256	31.76%	296	36.72%
UW Alumni Association	0	40,532	40,532	39,814	98.23%	26,260	64.79%	16,783	41.41%	16,625	41.02%
UW Bothell	7,381	849	8,230	7,742	94.07%	3,918	47.61%	2,551	31.00%	1,446	17.57%
UW Tacoma	8,467	871	9,338	8,777	93.99%	4,454	47.70%	2,474	26.49%	1,365	14.62%
Other University Support	849	7,574	8,423	8,119	96.39%	6,116	72.61%	3,516	41.74%	2,062	24.48%
Unspecified School	16,827	0	16,827	11,819	70.24%	6,583	39.12%	1,787	10.62%	3,768	22.39%
No Degree\Gift Affiliation	0	257,648	257,648	234,380	90.97%	144,394	56.04%	22,242	8.63%	47,404	18.40%
Total	386,501	365,214	751,715	659,203	87.69%	353,398	47.01%	118,955	15.82%	184,690	24.57%

Database Trends

