

VII. STANDING COMMITTEES

B. Finance, Audit and Facilities Committee

Grant and Contract Awards – January and February, 2009

RECOMMENDED ACTION:

It is the recommendation of the administration and the Finance and Audit Committee that the Board of Regents accept the Grant and Contract Awards as presented on the attached list.

Attachment: Grant and Contract Awards Summary  
Report of Grant and Contract Awards of  
\$1,000,000 or More

---

---

# **Grant and Contract Awards Summary**

**to**

**The Board of Regents**

**of the**

**University of Washington**

**for**

**January 2009**

**Office of Research**

**Office of Sponsored Programs**

---

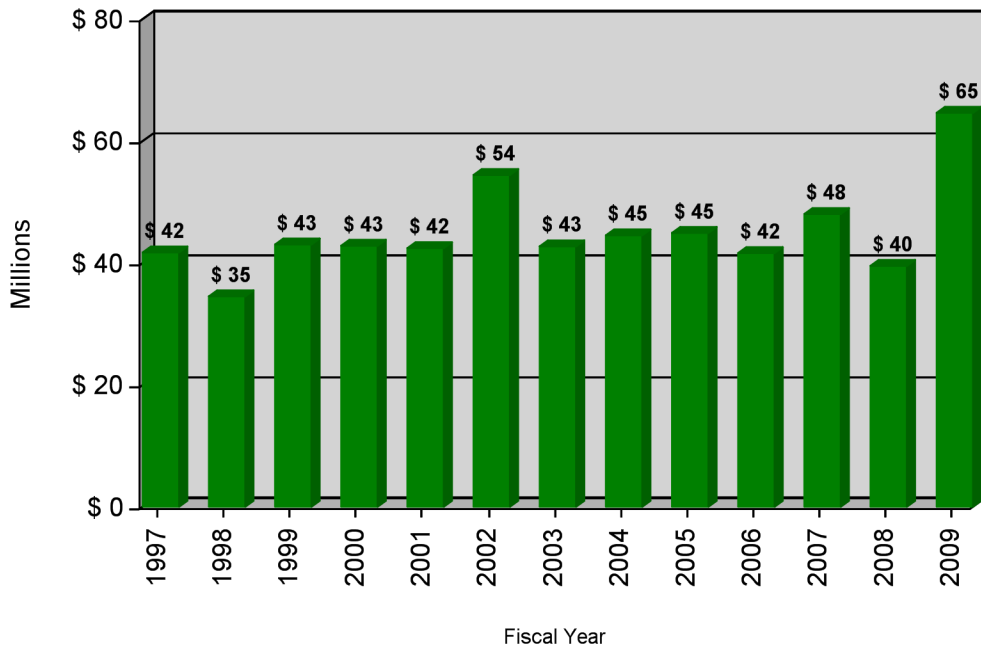
---

---

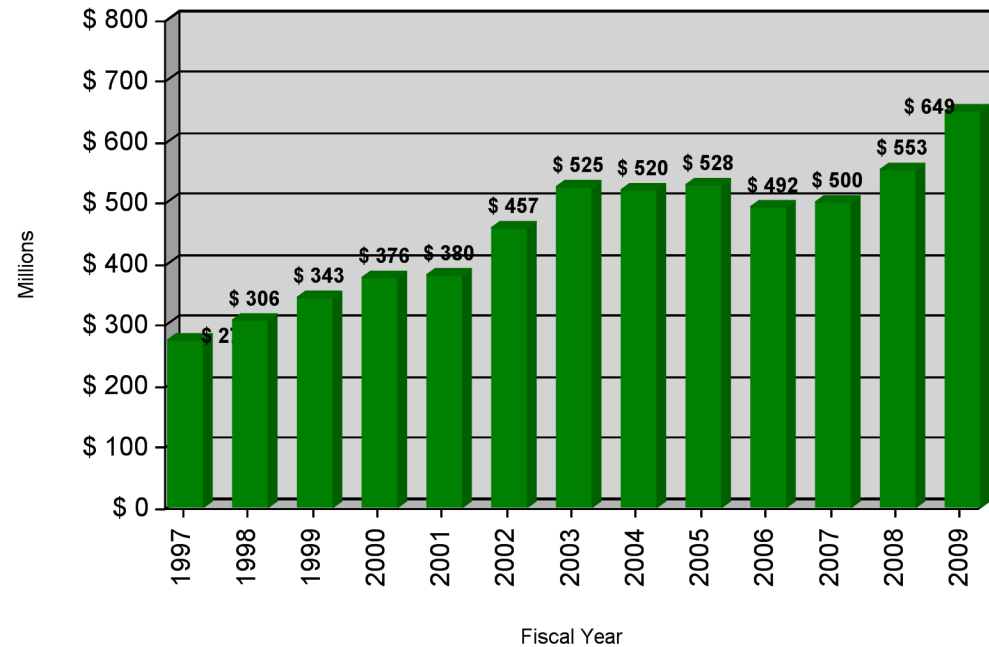
## Table of Contents

Graphical Summary of Award Activity	3
Summary of Grant and Contract Awards	4
Comparison of Grants and Contract Awards by Agency	5
Comparison of Grants and Contract Awards by School/College	6
Listing of Awards for College of Arts and Sciences by Department	7
Summary of Grant Awards – Excluding Private Awards	8
Summary of Grant Awards - Private Awards	9
Summary of Contract Awards	10
Report of Grant & Contract Awards over \$1,000,000	11

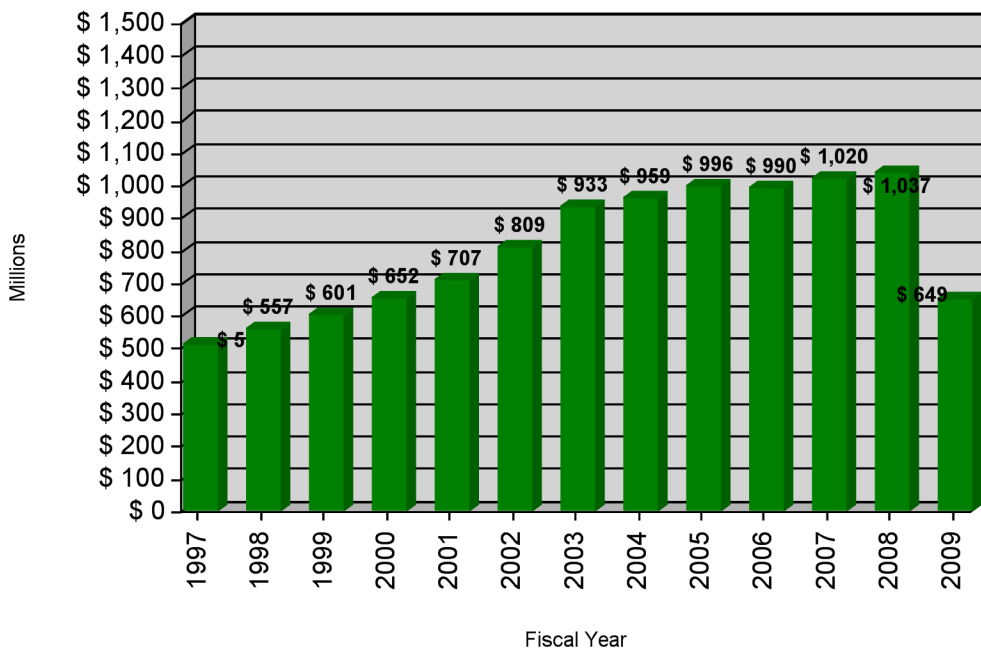
**January Only**  
Comparison of Grant & Contract Awards



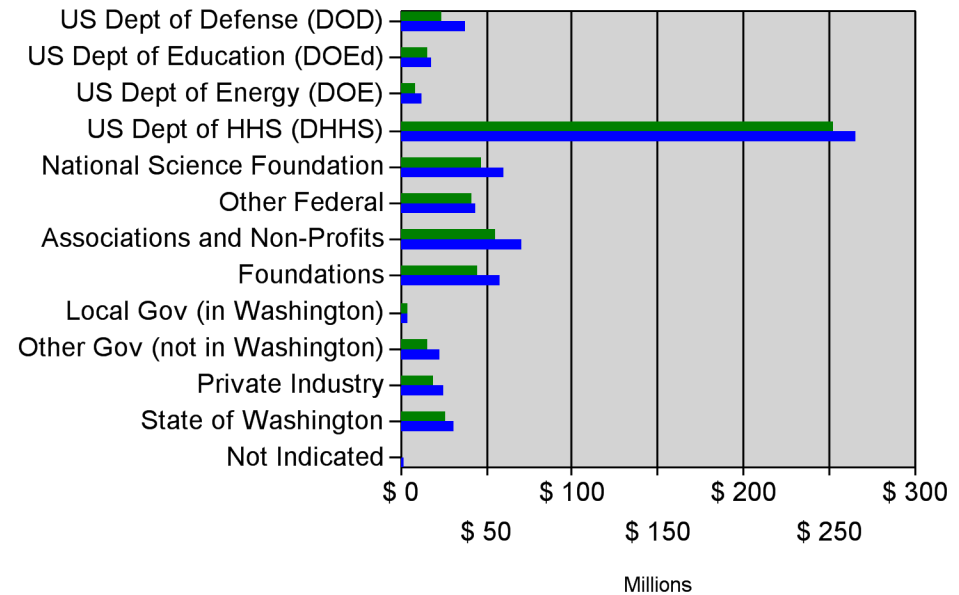
**Fiscal Year to Date**  
Comparison of Grant & Contract Awards



**Complete Fiscal Year**  
Comparison of Grant & Contract Awards



**Fiscal Year to Date**  
Two-Year Comparison of Grant and Contract Awards



Legend: ■ Jul-Jan FY08 ■ Jul-Jan FY09

---

---

**Summary of Grant and Contract Awards**Fiscal Year 2008-2009

---

Month	RESEARCH AND OTHER		TRAINING		Total Grants and Contracts
	Federal	Non-Federal	Federal	Non-Federal	
July	\$ 86,111,310	\$ 16,220,680	\$ 9,776,757	\$ 3,001,990	\$ 115,110,700
August	\$ 59,011,790	\$ 22,463,880	\$ 7,944,685	\$ 1,036,159	\$ 90,456,520
September	\$ 105,344,800	\$ 20,093,510	\$ 9,282,558	\$ 1,091,509	\$ 135,812,400
October	\$ 63,252,340	\$ 52,224,910	\$ 6,130,011	\$ 2,279,804	\$ 123,887,100
November	\$ 22,820,940	\$ 33,744,240	\$ 1,145,695	\$ 2,762,181	\$ 60,473,060
December	\$ 34,707,560	\$ 22,962,860	\$ 102,730	\$ 979,880	\$ 58,753,020
January	\$ 30,515,450	\$ 31,376,650	\$ 1,467,602	\$ 1,256,889	\$ 64,616,590
<b>FY09 to Date</b>	<b>\$401,829,421</b>	<b>\$199,021,505</b>	<b>\$35,850,038</b>	<b>\$12,408,412</b>	<b>\$649,109,377</b>
<b>FY08 to Date</b>	<b>\$352,251,433</b>	<b>\$148,719,423</b>	<b>\$35,768,088</b>	<b>\$16,202,074</b>	<b>\$552,941,018</b>
<b>Over (Under) Previous Year</b>	<b>\$49,577,988</b>	<b>\$50,302,083</b>	<b>\$81,950</b>	<b>(\$3,793,662)</b>	<b>\$96,168,359</b>

*Assuming acceptance of all awards by the Board of Regents*

---

---

**Comparison of Grant and Contract Awards by Agency****Fiscal Years 2007-2008 and 2008-2009**

---

<b>Agency</b>	<b>Jul-Jan FY08</b>	<b>Jul-Jan FY09</b>
US Department of Defense (DOD)	\$ 23,655,865	\$ 38,285,461
US Department of Education (DOEd)	\$ 16,107,449	\$ 18,492,986
US Department of Energy (DOE)	\$ 8,270,169	\$ 11,839,583
US Department of Health and Human Services (DHHS)	\$ 251,714,465	\$ 265,177,288
National Science Foundation (NSF)	\$ 46,919,255	\$ 60,356,511
Other Federal	\$ 41,352,318	\$ 43,527,630
<b>Subtotal for Federal :</b>	<b>\$ 388,019,521</b>	<b>\$ 437,679,459</b>
Associations and Non-Profits	\$ 54,722,557	\$ 70,165,974
Foundations	\$ 44,939,506	\$ 57,044,286
Local Government (in Washington)	\$ 3,867,616	\$ 4,360,168
Other Government (not in Washington)	\$ 15,967,270	\$ 23,167,756
Private Industry	\$ 19,539,920	\$ 25,502,192
State of Washington	\$ 25,884,627	\$ 31,166,982
Not Indicated	\$ 0	\$ 22,559
<b>Subtotal for Non-Federal :</b>	<b>\$ 164,921,497</b>	<b>\$ 211,429,918</b>
<b>Grand Total :</b>	<b>\$ 552,941,018</b>	<b>\$ 649,109,377</b>
<b>Amount of Increase (Decrease) :</b>		<b>\$ 96,168,359</b>
<b>Percent of Increase (Decrease) :</b>		<b>17.4 %</b>

*Assuming acceptance of all awards by the Board of Regents*

**Comparison of Grant and Contract Awards by School/College**

**Fiscal Years 2007-2008 and 2008-2009**

<b>School/College</b>	<b>Jul-Jan FY08</b>	<b>Jul-Jan FY09</b>
<b>Upper Campus</b>		
Architecture and Urban Planning	\$ 637,289	\$ 1,521,544
Arts and Sciences	\$ 49,088,661	\$ 59,057,728
Business Administration	\$ 740,458	\$ 770,000
Director of Libraries	\$ 116,500	\$ 6,856,985
Education	\$ 1,809,345	\$ 6,525,234
Educational Outreach	\$ 287,668	\$ 96,400
Engineering	\$ 41,913,488	\$ 51,434,991
Evans School of Public Affairs	\$ 1,999,160	\$ 1,972,762
Executive Vice President	\$ 208,000	\$ 621,238
Forest Resources	\$ 3,730,088	\$ 5,789,514
Graduate School	\$ 1,008,619	\$ 4,245,870
Information School	\$ 4,281,229	\$ 4,873,483
Law	\$ 245,734	\$ 1,653,453
Ocean and Fishery Sciences	\$ 52,919,563	\$ 56,912,590
Office of Research	\$ 17,682,317	\$ 16,368,710
Provost	\$ 200,000	\$ 57,424
Social Work	\$ 8,641,657	\$ 9,616,952
Undergraduate Education	\$ 326,802	\$ 234,944
VP Educational Partnerships	\$ 43,745	\$ 30,000
VP Minority Affairs	\$ 7,034,709	\$ 6,612,603
<b>Subtotal :</b>	<b>\$ 192,915,031</b>	<b>\$ 235,252,424</b>
<b>Health Sciences</b>		
Dentistry	\$ 4,970,032	\$ 5,771,748
Medicine	\$ 266,717,335	\$ 320,873,350
Nursing	\$ 9,698,513	\$ 8,253,614
Pharmacy	\$ 4,909,262	\$ 6,336,993
Public Health and Community Medicine	\$ 45,738,724	\$ 43,242,948
<b>Subtotal :</b>	<b>\$ 332,033,865</b>	<b>\$ 384,478,653</b>
<b>Special Programs</b>		
Alcohol and Drug Abuse Institute	\$ 3,192,422	\$ 2,060,091
CHDD Administration	\$ 7,219,838	\$ 5,061,478
Regional Primate Center	\$ 16,158,609	\$ 18,523,047
<b>Subtotal :</b>	<b>\$ 26,570,869</b>	<b>\$ 25,644,616</b>
<b>Other UW Campuses</b>		
Bothell	\$ 1,193,411	\$ 3,198,925
Tacoma	\$ 218,450	\$ 509,838
<b>Subtotal :</b>	<b>\$ 1,411,861</b>	<b>\$ 3,708,763</b>
<b>Not Indicated</b>	Not Indicated	\$ 9,391
		\$ 24,000

School/College	Jul-Jan FY08	Jul-Jan FY09
<b>Not Indicated</b> Tacoma		\$ 920
<b>Subtotal :</b>	<b>\$ 9,391</b>	<b>\$ 24,920</b>
<b>Grand Total :</b>	<b>\$ 552,941,018</b>	<b>\$ 649,109,377</b>

*Assuming acceptance of all awards by the Board of Regents*



**List of Awards for Arts and Sciences**

**Fiscal Years 2007-2008 and 2008-2009**

<b>Department</b>	<b>Jul-Jan FY08</b>	<b>Jul-Jan FY09</b>
Center for Humanities	\$0	\$ 625,000
Center for Statistics and the Social Sciences	\$ 736,119	\$ 96,213
Center for Studies in Demography and Ecology	\$ 1,889,361	\$ 1,824,263
Dance Program	\$0	\$ 10,000
Department of Anthropology	\$ 249,016	\$ 353,001
Department of Applied Mathematics	\$ 22,943	\$ 657,408
Department of Asian Languages and Literature	\$0	\$ 100,000
Department of Astronomy	\$ 3,182,242	\$ 5,978,960
Department of Atmospheric Sciences	\$ 2,547,033	\$ 3,459,059
Department of Biology	\$ 3,252,436	\$ 5,113,618
Department of Chemistry	\$ 14,581,090	\$ 15,730,420
Department of Classics	\$0	\$ 2,000
Department of Communication	\$ 1,395,680	\$ 697,385
Department of Earth and Space Sciences	\$ 2,550,268	\$ 5,100,083
Department of Economics	\$ 6,575	\$ 63,560
Department of English	\$ 77,573	\$ 56,000
Department of Geography	\$ 336,787	\$ 12,000
Department of Germanics	\$ 53,000	\$0
Department of History	\$0	\$ 453,000
Department of Linguistics	\$ 255,603	\$ 169,499
Department of Mathematics	\$ 2,347,746	\$ 936,277
Department of Physics	\$ 4,764,591	\$ 3,823,743
Department of Political Science	\$ 1,254,910	\$ 389,400
Department of Psychology	\$ 6,080,881	\$ 4,446,815
Department of Romance Languages	\$0	\$ 8,290
Department of Sociology	\$ 10,350	\$ 15,000
Department of Speech and Hearing Sciences	\$ 795,626	\$ 1,295,988
Department of Statistics	\$ 708,855	\$ 540,437
Henry M. Jackson School of International Studies	\$ 1,713,145	\$ 2,029,787
Institute for Nuclear Theory	\$0	\$ 722,200
Language Learning Center	\$ 76,000	\$ 137,000
Other Arts and Sciences Programs	\$0	\$ 4,033,304
Public Performing Arts	\$ 115,338	\$ 110,029
Thomas Burke Memorial Washington State Museum	\$ 85,495	\$ 67,989
<b>Total :</b>	<b>\$ 49,088,660</b>	<b>\$ 59,057,730</b>

*Assuming acceptance of all awards by the Board of Regents*

---

---

**Summary of Grant Awards****Fiscal Year 2008-2009***Excluding private awards from Foundations, Industry, Associations and Others*

---

<b>Month</b>	<b>RESEARCH AND OTHER</b>		<b>TRAINING</b>		<b>Total Grants</b>
	<b>Federal</b>	<b>Non-Federal</b>	<b>Federal</b>	<b>Non-Federal</b>	
July	\$ 84,699,550	\$ 3,384,315	\$ 9,776,757	\$ 226,080	\$ 98,086,700
August	\$ 53,590,660	\$ 5,137,674	\$ 7,914,685	\$ 0	\$ 66,643,020
September	\$ 90,787,430	\$ 3,932,069	\$ 9,263,558	\$ 164,451	\$ 104,147,500
October	\$ 57,813,560	\$ 8,630,334	\$ 6,130,011	\$ 155,787	\$ 72,729,690
November	\$ 17,799,160	\$ 976,483	\$ 1,145,695	\$ 606,373	\$ 20,527,710
December	\$ 24,735,870	\$ 4,139,161	\$ 102,730	\$ 193,486	\$ 29,171,250
January	\$ 28,120,580	\$ 4,709,648	\$ 1,467,602	\$ 564,443	\$ 34,862,280
<b>Year to Date</b>	<b>\$ 357,546,800</b>	<b>\$ 30,909,680</b>	<b>\$ 35,801,040</b>	<b>\$ 1,910,620</b>	<b>\$ 426,168,200</b>

---

*Assuming acceptance of all awards by the Board of Regents*

---

---

**Summary of Grant Awards****Fiscal Year 2008-2009***Private awards from Foundations, Industry, Associations and Others*

---

<b>Month</b>	<b>RESEARCH AND OTHER</b>	<b>TRAINING</b>	<b>Total Grants</b>
July	\$ 6,878,668	\$ 512,428	\$ 7,391,096
August	\$ 12,186,370	\$ 397,418	\$ 12,583,790
September	\$ 10,619,370	\$ 83,395	\$ 10,702,760
October	\$ 34,771,180	\$ 440,967	\$ 35,212,150
November	\$ 25,062,730	\$ 1,185,445	\$ 26,248,180
December	\$ 8,611,615	\$ 64,676	\$ 8,676,291
January	\$ 13,484,910	\$ 457,579	\$ 13,942,490
<b>Year to Date</b>	<b>\$ 111,614,800</b>	<b>\$ 3,141,908</b>	<b>\$ 114,756,800</b>

---

*Assuming acceptance of all awards by the Board of Regents*

---

---

**Summary of Contract Awards****Fiscal Year 2008-2009**

---

<b>Month</b>	<b>RESEARCH AND OTHER</b>			<b>TRAINING</b>		<b>Total Contracts</b>
		<b>Federal</b>	<b>Non-Federal</b>	<b>Federal</b>	<b>Non-Federal</b>	
July	\$ 0	\$ 1,411,756	\$ 5,957,698	\$ 0	\$ 2,263,482	\$ 9,632,936
August	\$ 0	\$ 5,421,129	\$ 5,139,839	\$ 30,000	\$ 638,741	\$ 11,229,710
September	\$ 0	\$ 14,557,370	\$ 5,542,074	\$ 19,000	\$ 843,663	\$ 20,962,110
October	\$ 0	\$ 5,438,786	\$ 8,823,394	\$ 0	\$ 1,683,050	\$ 15,945,230
November	\$ 0	\$ 5,021,777	\$ 7,705,027	\$ 0	\$ 970,363	\$ 13,697,170
December	\$ 0	\$ 9,971,688	\$ 10,212,080	\$ 0	\$ 721,718	\$ 20,905,490
January	\$ 65,233	\$ 2,394,864	\$ 13,116,860	\$ 0	\$ 234,867	\$ 15,811,830
<b>Year to Date</b>	<b>\$ 65,233</b>	<b>\$ 44,217,370</b>	<b>\$ 56,496,970</b>	<b>\$ 49,000</b>	<b>\$ 7,355,885</b>	<b>\$ 108,184,500</b>

---

*Assuming acceptance of all awards by the Board of Regents*

---

---

**Report of Grant and Contract Awards  
of \$1,000,000 or More**

**January 2009**

**Requiring action of  
The Board of Regents  
of the  
University of Washington**

**Office of Research  
Office of Sponsored Programs**

---

---

**Detail of Public Grant Awards**

**Federal**

---

**US Department of Health and Human Services (DHHS)**

**Centers for Disease Control and Prevention (CDC)**

To: Jeffrey R Harris, Professor \$ 1,211,301  
 Department of Health Services  
 For: Center for Health Marketing and Communication  
 Eff: 9/30/2008 Classified: No

**Total for Centers for Disease Control and Prevention (CDC): \$ 1,211,301**

**National Institutes of Health (NIH)**

To: John M. Harlan, Professor \$ 2,419,947  
 Department of Medicine  
 For: Copy of Copy of BIOLOGY OF THE ARTERY WALL AND  
 ATHEROSCLEROSIS  
 Eff: 12/1/2008 Classified: No

To: Ann C Collier, Professor \$ 1,195,071  
 Department of Medicine  
 For: University of Washington Clinical HIV Integrated Research Program  
 Eff: 12/1/2008 Classified: No

*National Institute of Diabetes and Digestive and Kidney Diseases (NIDDK)*

To: Jerry P Palmer, Professor \$ 1,303,066  
 Department of Medicine  
 For: Diabetes Endocrinology Research Center  
 Eff: 12/1/2008 Classified: No

*Total for National Institute of Diabetes and Digestive and Kidney Diseases (NIDDK): \$ 1,303,066*

**Total for National Institutes of Health (NIH): \$ 4,918,084**

**Total for US Department of Health and Human Services (DHHS): \$ 6,129,385**

**Total for Federal: \$ 6,129,385**

**State of Washington**

---

**Washington State Life Sciences Discovery Fund Authority (LSDFA)**

To: Eberhard Fetz, Professor \$ 1,068,985  
 Department of Physiology and Biophysics  
 For: Brain-computer interfaces for functional recovery from brain injury  
 Eff: 12/20/2008 Classified: No

**Total for Washington State Life Sciences Discovery Fund Authority (LSDFA): \$ 1,068,985**

**Total for State of Washington: \$ 1,068,985**

**Total Public Grants: \$ 7,198,370**

## Detail of Private Grant Awards

### Associations and Non-Profits

---

#### Joint Oceanographic Institutions, Inc.

To:	John R. Delaney, Professor School of Oceanography	\$ 1,959,727
For:	The University of Washington's Application to Become the Implementing Organization for the Regional Cabled Observatory	
Eff:	3/30/2007	Classified: No

**Total for Joint Oceanographic Institutions, Inc.:** **\$ 1,959,727**

**Total for Associations and Non-Profits:** **\$ 1,959,727**

### Foundations

---

#### Carnegie Corporation of New York

To:	Paul T. Hill, Research Professor Bothell Arts & Sciences	\$ 1,200,000
For:	Carnegie Foundation Study	
Eff:	1/1/2009	Classified: No

**Total for Carnegie Corporation of New York:** **\$ 1,200,000**

**Total for Foundations:** **\$ 1,200,000**

**Total Private Grants:** **\$ 3,159,727**

Detail of Contract Awards

State of Washington

---

**Washington State Department of Health**

To: Neil Rambo, Acting Associate Dean Of Library \$ 6,792,485  
Library

For: HEAL-WA DOH Contract # N17243

Eff: 12/10/2008

Classified: No

**Total for Washington State Department of Health: \$ 6,792,485**

**Total for State of Washington: \$ 6,792,485**

**Total Contracts: \$ 6,792,485**

**Grand Total for all Awards \$ 17,150,582**



---

---

# **Grant and Contract Awards Summary**

**to**

**The Board of Regents**

**of the**

**University of Washington**

**for**

**February 2009**

**Office of Research**

**Office of Sponsored Programs**

---

---

---

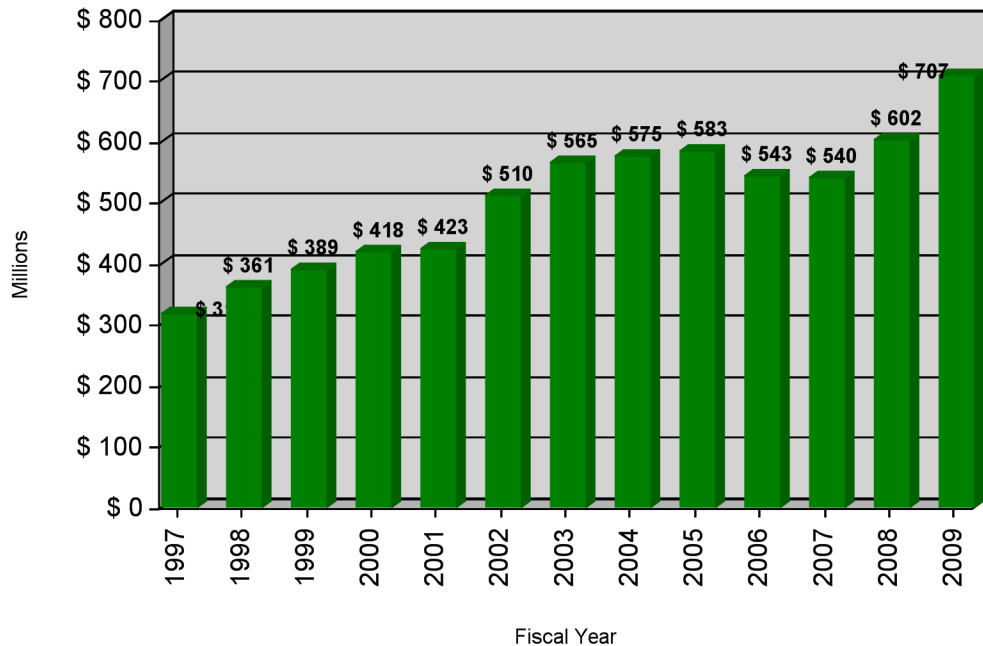
## Table of Contents

Graphical Summary of Award Activity	3
Summary of Grant and Contract Awards	4
Comparison of Grants and Contract Awards by Agency	5
Comparison of Grants and Contract Awards by School/College	6
Listing of Awards for College of Arts and Sciences by Department	7
Summary of Grant Awards – Excluding Private Awards	8
Summary of Grant Awards - Private Awards	9
Summary of Contract Awards	10
Report of Grant & Contract Awards over \$1,000,000	11

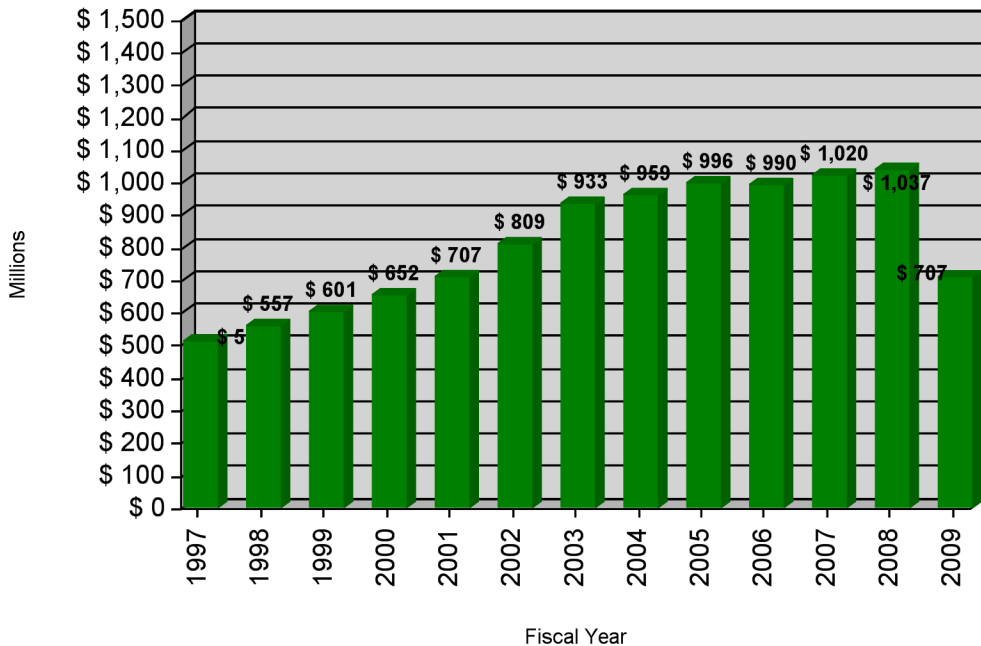
**February Only**  
Comparison of Grant & Contract Awards



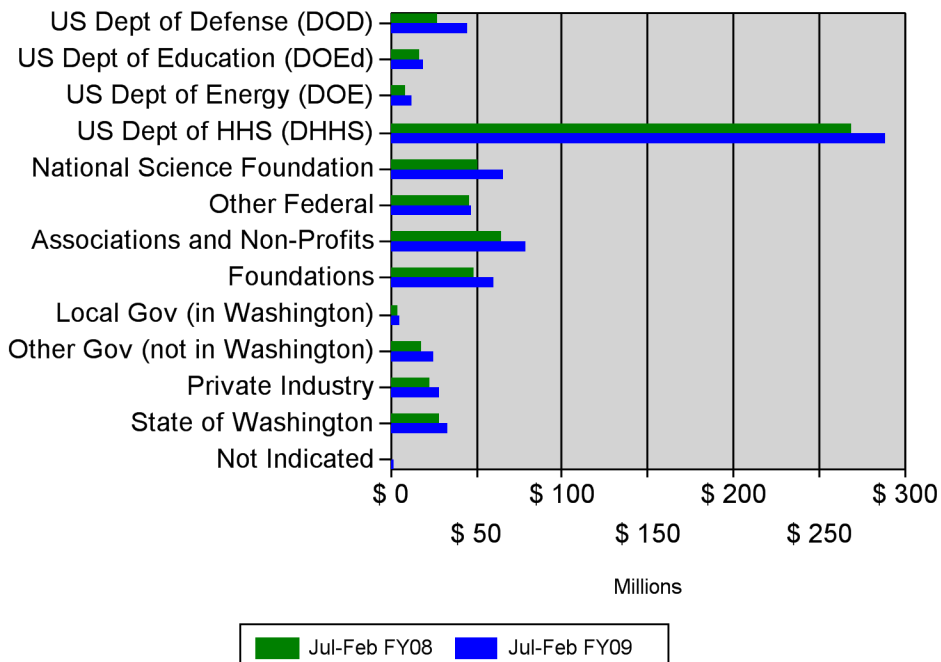
**Fiscal Year to Date**  
Comparison of Grant & Contract Awards



**Complete Fiscal Year**  
Comparison of Grant & Contract Awards



**Fiscal Year to Date**  
Two-Year Comparison of Grant and Contract Awards



---

---

**Summary of Grant and Contract Awards**Fiscal Year 2008-2009

---

Month	RESEARCH AND OTHER		TRAINING		Total Grants and Contracts
	Federal	Non-Federal	Federal	Non-Federal	
July	\$ 86,111,310	\$ 16,220,680	\$ 9,776,757	\$ 3,001,990	\$ 115,110,700
August	\$ 59,011,790	\$ 22,463,880	\$ 7,944,685	\$ 1,036,159	\$ 90,456,520
September	\$ 105,344,800	\$ 20,093,510	\$ 9,282,558	\$ 1,091,509	\$ 135,812,400
October	\$ 63,252,340	\$ 52,224,910	\$ 6,130,011	\$ 2,279,804	\$ 123,887,100
November	\$ 22,820,940	\$ 33,744,240	\$ 1,145,695	\$ 2,762,181	\$ 60,473,060
December	\$ 34,707,560	\$ 22,962,860	\$ 102,730	\$ 979,880	\$ 58,753,020
January	\$ 30,515,450	\$ 31,376,650	\$ 1,467,602	\$ 1,256,889	\$ 64,616,590
February	\$ 38,533,780	\$ 16,592,700	\$ 1,260,230	\$ 1,539,639	\$ 57,926,360
<b>FY09 to Date</b>	<b>\$440,233,897</b>	<b>\$215,743,515</b>	<b>\$37,110,268</b>	<b>\$13,948,051</b>	<b>\$707,035,732</b>
<b>FY08 to Date</b>	<b>\$379,987,636</b>	<b>\$166,727,213</b>	<b>\$36,983,895</b>	<b>\$18,131,856</b>	<b>\$601,830,601</b>
<b>Over (Under) Previous Year</b>	<b>\$60,246,261</b>	<b>\$49,016,302</b>	<b>\$126,373</b>	<b>(\$4,183,805)</b>	<b>\$105,205,131</b>

*Assuming acceptance of all awards by the Board of Regents*

---

---

**Comparison of Grant and Contract Awards by Agency****Fiscal Years 2007-2008 and 2008-2009**

---

<b>Agency</b>	<b>Jul-Feb FY08</b>	<b>Jul-Feb FY09</b>
US Department of Defense (DOD)	\$ 27,307,726	\$ 44,954,601
US Department of Education (DOEd)	\$ 16,459,371	\$ 19,418,108
US Department of Energy (DOE)	\$ 8,557,625	\$ 12,081,032
US Department of Health and Human Services (DHHS)	\$ 268,745,301	\$ 287,977,487
National Science Foundation (NSF)	\$ 50,314,273	\$ 65,737,486
Other Federal	\$ 45,587,235	\$ 47,175,451
<b>Subtotal for Federal :</b>	<b>\$ 416,971,532</b>	<b>\$ 477,344,165</b>
Associations and Non-Profits	\$ 64,048,571	\$ 78,545,564
Foundations	\$ 48,375,709	\$ 59,353,729
Local Government (in Washington)	\$ 4,488,143	\$ 5,191,138
Other Government (not in Washington)	\$ 17,460,816	\$ 25,437,070
Private Industry	\$ 22,282,296	\$ 28,371,894
State of Washington	\$ 28,203,534	\$ 32,769,613
Not Indicated	\$ 0	\$ 22,559
<b>Subtotal for Non-Federal :</b>	<b>\$ 184,859,069</b>	<b>\$ 229,691,566</b>
<b>Grand Total :</b>	<b>\$ 601,830,601</b>	<b>\$ 707,035,732</b>
<b>Amount of Increase (Decrease) :</b>		<b>\$ 105,205,131</b>
<b>Percent of Increase (Decrease) :</b>		<b>17.5 %</b>

*Assuming acceptance of all awards by the Board of Regents*

**Comparison of Grant and Contract Awards by School/College**

**Fiscal Years 2007-2008 and 2008-2009**

<b>School/College</b>	<b>Jul-Feb FY08</b>	<b>Jul-Feb FY09</b>
<b>Upper Campus</b>		
Architecture and Urban Planning	\$ 684,190	\$ 1,526,544
Arts and Sciences	\$ 56,073,396	\$ 65,304,197
Business Administration	\$ 740,458	\$ 770,000
Director of Libraries	\$ 116,500	\$ 6,860,485
Education	\$ 2,929,345	\$ 9,057,292
Educational Outreach	\$ 287,668	\$ 96,400
Engineering	\$ 47,421,772	\$ 58,356,870
Evans School of Public Affairs	\$ 2,633,560	\$ 2,466,013
Executive Vice President	\$ 208,000	\$ 621,238
Forest Resources	\$ 4,210,560	\$ 6,468,373
Graduate School	\$ 1,018,655	\$ 4,436,854
Information School	\$ 5,321,806	\$ 4,873,483
Law	\$ 345,734	\$ 1,653,453
Ocean and Fishery Sciences	\$ 56,717,242	\$ 63,393,906
Office of Research	\$ 17,739,360	\$ 16,601,797
Provost	\$ 200,000	\$ 112,947
Social Work	\$ 8,766,657	\$ 9,700,450
Undergraduate Education	\$ 326,802	\$ 234,944
VP Educational Partnerships	\$ 43,745	\$ 30,000
VP Minority Affairs	\$ 7,034,709	\$ 6,612,603
<b>Subtotal :</b>	<b>\$ 212,820,159</b>	<b>\$ 259,177,848</b>
<b>Health Sciences</b>		
Dentistry	\$ 6,145,132	\$ 6,509,505
Medicine	\$ 290,381,022	\$ 348,773,001
Nursing	\$ 9,964,325	\$ 8,436,611
Pharmacy	\$ 5,800,333	\$ 7,120,375
Public Health and Community Medicine	\$ 48,249,702	\$ 47,232,843
<b>Subtotal :</b>	<b>\$ 360,540,515</b>	<b>\$ 418,072,335</b>
<b>Special Programs</b>		
Alcohol and Drug Abuse Institute	\$ 3,192,422	\$ 2,127,747
CHDD Administration	\$ 7,571,760	\$ 5,061,478
Regional Primate Center	\$ 16,158,609	\$ 18,862,641
<b>Subtotal :</b>	<b>\$ 26,922,791</b>	<b>\$ 26,051,866</b>
<b>Other UW Campuses</b>		
Bothell	\$ 1,193,411	\$ 3,198,925
Tacoma	\$ 218,450	\$ 509,838
<b>Subtotal :</b>	<b>\$ 1,411,861</b>	<b>\$ 3,708,763</b>
<b>Not Indicated</b>	Not Indicated	\$ 135,275
		\$ 24,000

School/College	Jul-Feb FY08	Jul-Feb FY09
<b>Not Indicated</b> Tacoma		\$ 920
<b>Subtotal :</b>	<b>\$ 135,275</b>	<b>\$ 24,920</b>
<b>Grand Total :</b>	<b>\$ 601,830,601</b>	<b>\$ 707,035,732</b>

*Assuming acceptance of all awards by the Board of Regents*

**List of Awards for Arts and Sciences**

**Fiscal Years 2007-2008 and 2008-2009**

<b>Department</b>	<b>Jul-Feb FY08</b>	<b>Jul-Feb FY09</b>
Center for Humanities	\$0	\$ 625,000
Center for Statistics and the Social Sciences	\$ 736,119	\$ 96,213
Center for Studies in Demography and Ecology	\$ 1,907,361	\$ 1,824,263
Dance Program	\$0	\$ 10,000
Department of Anthropology	\$ 249,016	\$ 353,001
Department of Applied Mathematics	\$ 28,629	\$ 657,408
Department of Asian Languages and Literature	\$0	\$ 100,000
Department of Astronomy	\$ 4,050,189	\$ 6,923,444
Department of Atmospheric Sciences	\$ 2,979,547	\$ 3,915,829
Department of Biology	\$ 3,557,690	\$ 6,163,631
Department of Chemistry	\$ 16,561,470	\$ 17,065,820
Department of Classics	\$0	\$ 2,000
Department of Communication	\$ 1,395,680	\$ 794,365
Department of Earth and Space Sciences	\$ 3,745,167	\$ 5,351,341
Department of Economics	\$ 6,575	\$ 63,560
Department of English	\$ 77,573	\$ 56,000
Department of Geography	\$ 336,787	\$ 12,000
Department of Germanics	\$ 98,000	\$0
Department of History	\$0	\$ 453,000
Department of Linguistics	\$ 255,603	\$ 169,499
Department of Mathematics	\$ 2,347,746	\$ 936,277
Department of Physics	\$ 4,882,591	\$ 3,823,743
Department of Political Science	\$ 1,254,910	\$ 401,390
Department of Psychology	\$ 6,924,835	\$ 4,746,268
Department of Romance Languages	\$0	\$ 8,290
Department of Sociology	\$ 10,350	\$ 15,000
Department of Speech and Hearing Sciences	\$ 1,032,062	\$ 1,295,988
Department of Statistics	\$ 708,855	\$ 540,437
Gaining Early Awareness and Readiness for Undergraduate Programs	\$ 790,660	\$ 750,000
Henry M. Jackson School of International Studies	\$ 1,713,145	\$ 2,954,909
Institute for Nuclear Theory	\$ 111,000	\$ 722,200
Language Learning Center	\$ 76,000	\$ 137,000
Other Arts and Sciences Programs	\$0	\$ 4,133,304
Public Performing Arts	\$ 150,338	\$ 135,029
Thomas Burke Memorial Washington State Museum	\$ 85,495	\$ 67,989
<b>Total :</b>	<b>\$ 56,073,400</b>	<b>\$ 65,304,200</b>

*Assuming acceptance of all awards by the Board of Regents*



---

---

**Summary of Grant Awards****Fiscal Year 2008-2009***Excluding private awards from Foundations, Industry, Associations and Others*

---

<b>Month</b>	<b>RESEARCH AND OTHER</b>		<b>TRAINING</b>		<b>Total Grants</b>
	<b>Federal</b>	<b>Non-Federal</b>	<b>Federal</b>	<b>Non-Federal</b>	
July	\$ 84,699,550	\$ 3,384,315	\$ 9,776,757	\$ 226,080	\$ 98,086,700
August	\$ 53,590,660	\$ 5,137,674	\$ 7,914,685	\$ 0	\$ 66,643,020
September	\$ 90,787,430	\$ 3,932,069	\$ 9,263,558	\$ 164,451	\$ 104,147,500
October	\$ 57,813,560	\$ 8,630,334	\$ 6,130,011	\$ 155,787	\$ 72,729,690
November	\$ 17,799,160	\$ 976,483	\$ 1,145,695	\$ 606,373	\$ 20,527,710
December	\$ 24,735,870	\$ 4,139,161	\$ 102,730	\$ 193,486	\$ 29,171,250
January	\$ 28,120,580	\$ 4,709,648	\$ 1,467,602	\$ 564,443	\$ 34,862,280
February	\$ 34,469,790	\$ 1,543,840	\$ 1,260,230	\$ 0	\$ 37,273,860
<b>Year to Date</b>	<b>\$ 392,016,600</b>	<b>\$ 32,453,520</b>	<b>\$ 37,061,270</b>	<b>\$ 1,910,620</b>	<b>\$ 463,442,000</b>

---

*Assuming acceptance of all awards by the Board of Regents*

---

---

**Summary of Grant Awards****Fiscal Year 2008-2009***Private awards from Foundations, Industry, Associations and Others*

---

<b>Month</b>	<b>RESEARCH AND OTHER</b>	<b>TRAINING</b>	<b>Total Grants</b>
July	\$ 6,878,668	\$ 512,428	\$ 7,391,096
August	\$ 12,186,370	\$ 397,418	\$ 12,583,790
September	\$ 10,619,370	\$ 83,395	\$ 10,702,760
October	\$ 34,771,180	\$ 440,967	\$ 35,212,150
November	\$ 25,062,730	\$ 1,185,445	\$ 26,248,180
December	\$ 8,611,615	\$ 64,676	\$ 8,676,291
January	\$ 13,484,910	\$ 457,579	\$ 13,942,490
February	\$ 9,137,721	\$ 90,027	\$ 9,227,748
<b>Year to Date</b>	<b>\$ 120,752,600</b>	<b>\$ 3,231,935</b>	<b>\$ 123,984,500</b>

---

*Assuming acceptance of all awards by the Board of Regents*

---

---

**Summary of Contract Awards****Fiscal Year 2008-2009**

---

<b>Month</b>	<b>RESEARCH AND OTHER</b>			<b>TRAINING</b>		<b>Total Contracts</b>
		<b>Federal</b>	<b>Non-Federal</b>	<b>Federal</b>	<b>Non-Federal</b>	
July	\$ 0	\$ 1,411,756	\$ 5,957,698	\$ 0	\$ 2,263,482	\$ 9,632,936
August	\$ 0	\$ 5,421,129	\$ 5,139,839	\$ 30,000	\$ 638,741	\$ 11,229,710
September	\$ 0	\$ 14,557,370	\$ 5,542,074	\$ 19,000	\$ 843,663	\$ 20,962,110
October	\$ 0	\$ 5,438,786	\$ 8,823,394	\$ 0	\$ 1,683,050	\$ 15,945,230
November	\$ 0	\$ 5,021,777	\$ 7,705,027	\$ 0	\$ 970,363	\$ 13,697,170
December	\$ 0	\$ 9,971,688	\$ 10,212,080	\$ 0	\$ 721,718	\$ 20,905,490
January	\$ 65,233	\$ 2,394,864	\$ 13,116,860	\$ 0	\$ 234,867	\$ 15,811,830
February	\$ 271,900	\$ 4,063,997	\$ 5,639,242	\$ 0	\$ 1,449,612	\$ 11,424,750
<b>Year to Date</b>	<b>\$ 337,133</b>	<b>\$ 48,281,360</b>	<b>\$ 62,136,220</b>	<b>\$ 49,000</b>	<b>\$ 8,805,496</b>	<b>\$ 119,609,200</b>

---

*Assuming acceptance of all awards by the Board of Regents*

---

**Report of Grant and Contract Awards  
of \$1,000,000 or More**

**February 2009**

**Requiring action of  
The Board of Regents  
of the  
University of Washington**

**Office of Research  
Office of Sponsored Programs**

---

Detail of Public Grant Awards

Federal

---

**US Department of Defense (DOD)**

**US Army Research Office (ARO)**

To: Pedro Morais Domingos, Associate Professor  
Computer Science and Engineering \$ 1,250,000  
For: A Unified Approach to Abductive Inference  
Eff: 6/2/2008 Classified: No

**Total for US Army Research Office (ARO): \$ 1,250,000**

**Total for US Department of Defense (DOD): \$ 1,250,000**

**National Science Foundation (NSF)**

**National Science Foundation (NSF)**

To: John D Bransford, Professor \$ 2,499,038  
Department of Education  
For: The LIFE Center: Learning in Informal and Formal Environments  
Eff: 10/1/2008 Classified: No

**Total for National Science Foundation (NSF): \$ 2,499,038**

**Total for National Science Foundation (NSF): \$ 2,499,038**

**Other Federal**

**National Sea Grant College Program**

To: Penelope Dalton, Director \$ 2,126,535  
Marine Environmental and Resource Programs / Washington Sea  
Grant  
For: Program Plan for Renewal of Sea Grant College Support 2007-2010  
Eff: 2/1/2009 Classified: No

**Total for National Sea Grant College Program: \$ 2,126,535**

**Total for Other Federal: \$ 2,126,535**

**Total for Federal: \$ 5,875,573**

**Total Public Grants: \$ 5,875,573**

Detail of Private Grant Awards

Associations and Non-Profits

---

**Fred Hutchinson Cancer Research Center (FHCRC)**

To: James I. Mullins, Professor \$ 1,050,355  
Department of Microbiology

For: Sequencing of Breakthrough Infections from the STEP Study

Eff: 6/1/2008 Classified: No

**Total for Fred Hutchinson Cancer Research Center (FHCRC): \$ 1,050,355**

**Total for Associations and Non-Profits: \$ 1,050,355**

**Total Private Grants: \$ 1,050,355**

Detail of Contract Awards

Federal

---

**US Department of Defense (DOD)**

**US Navy**

To: Frederick W Karig, Apl-principal Engineer \$ 1,278,000  
Applied Physics Laboratory  
For: ICEX09 PREP AND CAMP (TO# 0096-02) 3rd increment  
Eff: 7/11/2008 Classified: Yes

**Total for US Navy: \$ 1,278,000**

**Total for US Department of Defense (DOD): \$ 1,278,000**

**Total for Federal: \$ 1,278,000**

**Total Contracts: \$ 1,278,000**

**Grand Total for all Awards \$ 8,203,928**