

# Caribou Antlers

## Facts about Caribou (*Rangifer tarandus*)!

- ◆ Both male and female caribou have antlers. They grow a new set every year.
- ◆ Caribou, elk, and deer have **antlers**. Goats, sheep, and cattle have **horns**.
- ◆ Antlers are made of bone that grows faster than any other kind of bone.
- ◆ Caribou herds travel to the coastal plain of the Arctic National Wildlife Refuge for feeding, calving, and escaping predators and biting insects.



Photo by Ted Covington  
© Pics4Learning.com

## Supplies:

Caribou antler pattern  
Thick paper or cardboard (8.5x11)  
Tape  
Scissors  
String (approx. 36 inches long)  
Hole punch

**Find your caribou antler pattern on page 2!**

Note: These antlers are still growing and do not have distinct male or female traits.

Step 1: Cut out antler pattern with scissors.

Step 2: Tape two antlers together. Place middle part of antler under the cut-out flap in the square base pattern.

Step 3: Tape the antlers to the square base pattern.  
Make sure the antlers are nice and secure with tape!

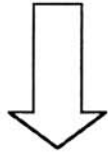
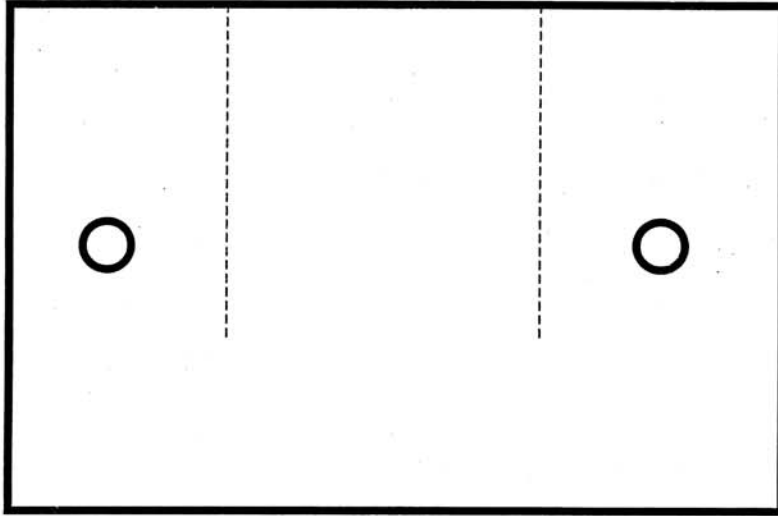
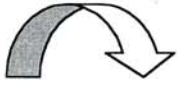
Step 4: Punch holes in circles on the square base pattern.

Step 5: Place the string through the holes. Put your antlers on your head, pull the string down around your chin and tie it in a knot.

You are now a member of the caribou herd!

# CARIBOU ANTLER PATTERN

Cut out the **base pattern** and cut along the dotted lines.



Cut out the **2 antler patterns** and tape together.

