

Finance 2007-08

Institution: University of Washington-Tacoma Campus (377564)

User ID: 88G2561

Finance - Public institutions**Reporting Standard****Please indicate which reporting standards are used to prepare your financial statements:**

- GASB (Governmental Accounting Standard Board), using standards of GASB 34 & 35
- FASB (Financial Accounting Standard Board)

Please consult your business officer for the correct response before saving this screen. Your response to this question will determine the forms you will receive for reporting finance data.

Institution: University of Washington-Tacoma Campus (377564)

User ID: 88G2561

Finance - Public institutions**General Information**
Finance - Public Institutions

To the extent possible, the finance data requested in this report should be provided from your institution's audited General Purpose Financial Statement (GPFS). Please refer to the instructions specific to each page of the survey for detailed instruction and references.

1. Fiscal Year calendar

This report covers financial activities for the 12-month fiscal year: (The fiscal year reported should be the most recent fiscal year ending before October 1, 2007.)

Beginning: month/year (MMYYYY)

Month: Year:

And ending: month/year (MMYYYY)

Month: Year: **2. Audit Opinion**

Did your institution receive an unqualified opinion on its General Purpose Financial Statements from your auditor for the fiscal year noted above? (If your institution is audited only in combination with another entity, answer this question based on the audit of that entity.)

Unqualified Qualified Don't know

3. GASB Statement No. 34 offers three alternative reporting models for special-purpose governments like colleges and universities. Which model is used by your institution ?

- Business Type Activities
 Governmental Activities
 Governmental Activities with Business-Type Activities

4. If your institution participates in intercollegiate athletics, are the expenses accounted for as auxiliary enterprises or treated as student services?

- Auxiliary enterprises
 Student services
 Does not participate in intercollegiate athletics
 Other (specify in caveats box below)

5. Does this institution or any of its foundations or other affiliated organizations own endowment assets ?

- Yes - (report endowment assets)
 No

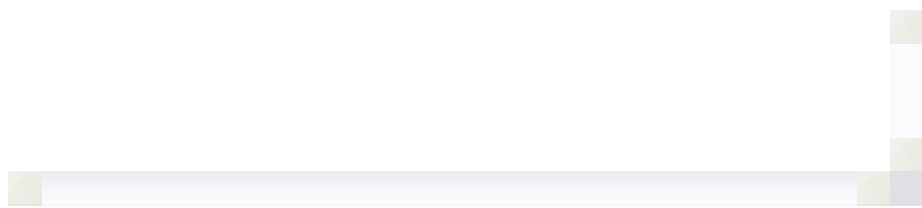
6. Component Units

Each discretely presented component unit should be reported in the same manner and amounts as included on the face of the institution's GPFS. There should be one Finance Survey component unit form (Part F or G) completed for each column on the face of the GPFS **other than the institution itself**, whether that column represents a single component unit or a combination of component units.

Number of component unit columns on GPFS using FASB standards

Number of component unit columns on GPFS using GASB standards

Caveats:



Institution: University of Washington-Tacoma Campus (377564)

User ID: 88G2561

Part A - Statement of Net Assets**Fiscal Year 2007****Report in whole dollars only**

Line no.		Current year amount	Prior year amount
	<u>Current Assets</u>		
01	Total <u>Current Assets</u>	26,430,715	22,976,449
	<u>Noncurrent Assets</u>		
02	<u>Capital assets</u> - depreciable (gross)	180,925,970	175,961,782
03	<u>Accumulated depreciation</u> (enter as a positive amount)	34,332,366	29,230,194
04	Other noncurrent assets (CV) CV=[A05-(A02-A03)]	17,320,244	14,958,690
05	Total noncurrent assets	163,913,848	161,690,278
06	Total assets (CV) CV=(A01+A05)	190,344,563	184,666,727
	<u>Current Liabilities</u>		
07	<u>Long-term debt, current portion</u>	93,577	88,897
08	Other <u>current liabilities</u> (CV) CV=(A09-A07)	5,280,461	4,468,608
09	Total current liabilities	5,374,038	4,557,505
	<u>Noncurrent Liabilities</u>		
10	<u>Long-term debt</u>	3,874,203	3,967,780
11	Other noncurrent liabilities (CV) CV=(A12-A10)	0	0
12	Total noncurrent liabilities	3,874,203	3,967,780
13	Total liabilities (CV) CV=(A09+A12)	9,248,241	8,525,285
	<u>Net Assets</u>		
14	<u>Invested in capital assets, net of related debt</u>	142,625,824	142,674,911
15	<u>Restricted-expendable</u>	2,564,850	2,142,374
16	<u>Restricted-nonexpendable</u>	17,320,244	14,958,690
17	<u>Unrestricted</u> (CV) CV=[A18-(A14+A15+A16)]	18,585,404	16,365,467
	Total Net assets (CV)		


18 CV=(A06-A13)

181,096,322

176,141,442

CV= Calculated Value

CAVEATS



Institution: University of Washington-Tacoma Campus (377564)

User ID: 88G2561

Part A - Plant, Property, and Equipment

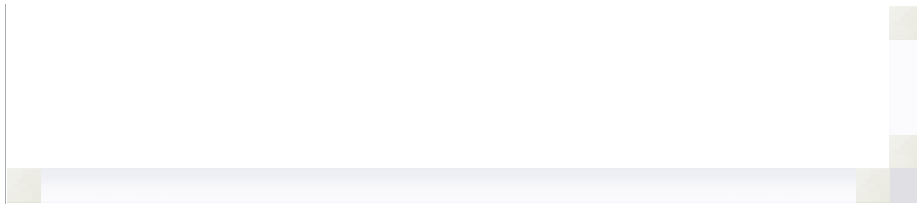
Fiscal Year 2007

Report in whole dollars only

Line No.	Description	Beginning balance	Additions	Retirements (CV)	Ending balance
Plant, Property, and Equipment					
21	<u>Land & land improvements</u>	22,208,173	3,656,945	0	25,865,118
22	<u>Infrastructure</u>	0		0	
23	<u>Buildings</u>	137,521,850		0	137,521,850
24	<u>Equipment</u>	3,177,792	405,704	225,529	3,357,967
25	Art and <u>library collections</u>	5,810,050	402,284	29,784	6,182,550
26	Property obtained under <u>capital leases</u> (if not included in equipment)	0		0	
27	<u>Construction in progress</u>	7,243,917	4,570,979	3,816,411	7,998,485
28	<u>Accumulated depreciation</u>	29,230,194	5,346,816	244,644	34,332,366

CV = (Beginning Balance + Additions - Ending Balance)

CAVEATS



Institution: University of Washington-Tacoma Campus (377564)

User ID: 88G2561

Part B - Revenues and Other Additions**Fiscal Year 2007****Report in whole dollars only**

Line No.	Source of Funds	Current year amount	Prior year amount
Operating Revenues			
01	<u>Tuition & fees, after deducting discounts & allowances</u>	14,043,475	12,400,187
<u>Grants and contracts - operating</u>			
02	Federal operating grants and contracts	176,709	87,556
03	State operating grants and contracts	79,369	466,917
04	Local/private operating grants and contracts	8,136	31,035
05	Sales & services of <u>auxiliary enterprises,</u> after deducting <u>discounts & allowances</u>	1,172,792	967,386
06	<u>Sales & services of hospitals,</u> after deducting <u>patient contractual allowances</u>	0	0
07	<u>Independent operations</u>	0	0
08	Other sources - operating (CV) CV=[B09-(B01++B07)]	2,038,588	-723,496
09	Total operating revenues	17,519,069	13,229,585

Institution: University of Washington-Tacoma Campus (377564)

User ID: 88G2561

Part B - Revenues and Other Additions**Fiscal Year 2007****Report in whole dollars only**

Line No.	Source of funds	Current year amount	Prior year amount
<u>Nonoperating Revenues</u>			
10	Federal appropriations		0
11	State appropriations	17,854,911	16,080,414
12	Local appropriations, education district taxes, & similar support	0	33,035
<u>Grants-nonoperating</u>			
13	Federal nonoperating grants	1,537,536	1,412,717
14	State nonoperating grants	0	0
15	Local nonoperating grants	0	0
16	Gifts, including contributions from affiliated organizations	1,001,448	818,261
17	Investment income	669,050	557,876
18	Other nonoperating revenues (CV) CV=[B19-(B10+...+B17)]	0	-33,035
19	Total nonoperating revenues	21,062,945	18,869,268

Institution: University of Washington-Tacoma Campus (377564)

User ID: 88G2561

Part B - Revenues and Other Additions

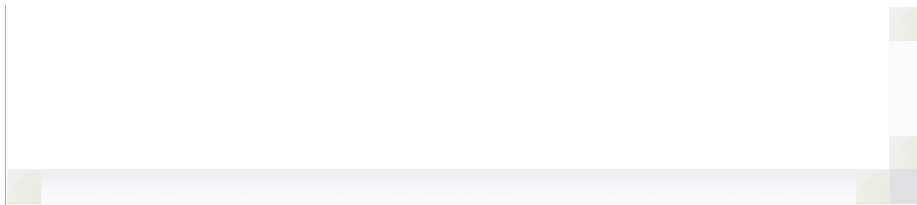
Fiscal Year 2007

Report in whole dollars only

Line No.	Resource of funds	Current year amount	Prior year amount
	Other Revenues and Additions		
20	Capital appropriations	4,688,700	2,214,843
21	Capital grants & gifts		0
22	Additions to permanent endowments	2,361,554	7,512,777
23	Other revenues & additions (CV) CV=[B24-(B20+...+B22)]	0	2
24	Total other revenues and additions	7,050,254	9,727,622
25	Total all revenues and other additions (CV) CV=(B09+B19+B24)	45,632,268	41,826,475

CV = Calculated Value

CAVEATS



Institution: University of Washington-Tacoma Campus (377564)

User ID: 88G2561

Part C - Expenses and Other Deductions**Fiscal Year 2007****Report in whole
dollars
only**

Line No.	Description	1 Current year total	2 Salaries & wages	3 Employee fringe benefits	4 Depreciation	5 All other
Operating Expenses						
01	<u>Instruction</u>	16,515,228	11,986,189	3,297,175		1,231,864
02	<u>Research</u>	184,782	57,938	14,118		112,726
03	<u>Public service</u>	3,324	2,591	733		0
05	<u>Academic support</u>	6,294,467	3,945,864	1,054,756		1,293,847
06	<u>Student services</u>	2,091,593	1,377,943	384,862		328,788
07	<u>Institutional support</u>	3,974,477	1,291,278	187,990		2,495,209
08	<u>Operation & maintenance of plant</u>	2,433,304	489,987	310,700		1,632,617
09	<u>Depreciation</u>	5,346,816			5,346,816	
10	<u>Scholarships and fellowships expenses, excluding discounts & allowances (do not include work study here)</u>	2,272,767				2,272,767
11	<u>Auxiliary enterprises</u>	1,389,812	328,329	73,319		988,164
12	<u>Hospital services</u>	0	0	0		0
13	<u>Independent operations</u>	0	0	0		0
14	<u>Other expenses & deductions (CV)</u> CV=[C15-(C01+...+C13)]	0	0	0	0	0
15	<u>Total operating expenses</u>	40,506,570	19,480,119	5,323,653	5,346,816	10,355,982
	<u>Prior year amount</u>	35,606,509	17,454,863	4,685,914	5,159,136	8,306,596

Institution: University of Washington-Tacoma Campus (377564)

User ID: 88G2561

Part C - Expenses and Other Deductions

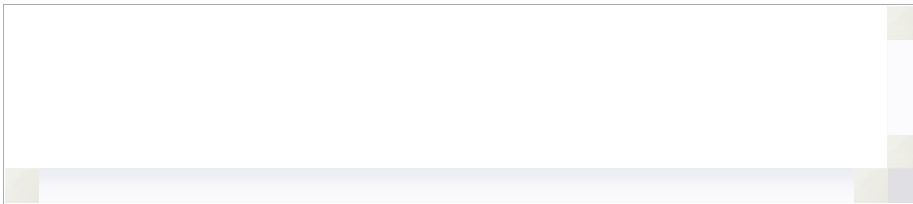
Fiscal Year 2007

Report in whole dollars only

Line No.	Description	1 Current year total	2 Salaries & wages	3 Employee fringe benefits	4 Depreciation	5 All other
Nonoperating Expenses and Deductions						
16	Interest	170,819				170,819
17	Other nonoperating expenses & deductions (CV) CV=(C18-C16)	0	0	0	0	0
18	Total nonoperating expenses & deductions (CV) CV=(C19-C15)	170,819	0	0	0	170,819
19	Total expenses & deductions	40,677,389	19,480,119	5,323,653	5,346,816	10,526,801
	Prior year amount	35,693,037	17,454,863	4,685,914	5,159,136	8,393,124

CV = Calculated Value

CAVEATS



Institution: University of Washington-Tacoma Campus (377564)

User ID: 88G2561


Part D - Summary of Changes In Net Assets

Fiscal Year 2007

Line No.	Description	Current year amount	Prior year amount
01	Total revenues & other additions (from B25)	45,632,268	41,826,475
02	Total expenses & deductions (from C19)	40,677,389	35,693,037
03	Increase in net assets during year (CV) CV=(D01-D02)	4,954,879	6,133,438
04	<u>Net assets</u> beginning of year	176,141,443	170,008,003
05	<u>Adjustments to beginning net assets (CV)</u> CV=[D06-(D03+D04)]	0	1
06	Net assets end of year (from A18)	181,096,322	176,141,442

CV = Calculated Value

CAVEATS



Institution: University of Washington-Tacoma Campus (377564)

User ID: 88G2561

Part E - Scholarships and Fellowships

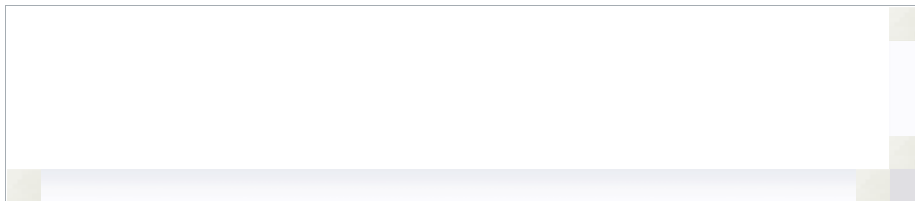
**Part E - Scholarships and Fellowships
Fiscal Year 2007**

Report in whole dollars only

Line No.	Source	Current year amount	Prior year amount
	Institutional Expenses and Discounts & Allowances		
	Gross Scholarships and Fellowships (no loans included)		
01	<u>Pell grants (federal)</u>	1,537,536	1,412,717
02	<u>Other federal grants</u>	0	0
03	<u>Grants by state government</u>	0	0
04	<u>Grants by local government</u>	0	0
05	<u>Institutional grants from restricted resources</u>	74,786	349,409
06	<u>Institutional grants from unrestricted resources (CV)</u> CV=[E07-(E01+...+E05)]	2,726,919	2,074,532
07	Total gross scholarships and fellowships	4,339,241	3,836,658
	<u>Discounts and Allowances</u>		
08	<u>Discounts & allowances applied to tuition & fees</u>	2,066,474	1,890,528
09	<u>Discounts & allowances applied to sales & services of auxiliary enterprises (CV)</u> CV= (E10-E08)	0	0
10	Total Discounts & Allowances (CV) CV=(E07-E11)	2,066,474	1,890,528
11	Net scholarships and fellowships expenses after deducting discount & allowances (from C10)	2,272,767	1,946,130

CV = Calculated Value

CAVEATS



Institution: University of Washington-Tacoma Campus (377564)

User ID: 88G2561

Part H - Details of Endowment Assets**Fiscal Year 2007****Report in whole dollars only**

Line No.	Value of <u>Endowment Assets</u>	<u>Market Value</u>	Prior Year Amounts
	Include not only endowment assets held by the institution, but any assets held by private foundations affiliated with the institution.		
01	Value of <u>endowment assets</u> at the beginning of the fiscal year	18,258,894	9,076,173
02	Value of <u>endowment assets</u> at the end of the fiscal year	24,047,656	18,258,894

Institution: University of Washington-Tacoma Campus (377564)


User ID: 88G2561

Part J - Revenue Data for Bureau of Census

**Part J - Revenues (Census Bureau)
Fiscal Year 2007**

Source and type	Amount				
	Total for all funds and operations (includes endowment funds, but excludes component units)	Education and general/independent operations	Auxiliary enterprises	Hospitals	Agriculture extension/experiment services
	(1)	(2)	(3)	(4)	(5)
01 Tuition and fees	16,109,949	16,109,949			
02 Sales and services	1,301,375	128,583	1,172,792	0	
03 Federal grants/contracts (excludes Pell Grants)	176,709	176,709			
Revenue from the state government:					
04 State appropriations, current & capital	22,543,611	22,543,611			
05 State grants and contracts	79,369	79,369			
Revenue from local governments:					
06 Local appropriation, current & capital	0	0			
07 Local government grants/contracts	0	0			
08 Receipts from property and non-property taxes	0				
09 Gifts and private grants, including capital grants	3,371,138				
10 Interest earnings	669,050				
11 Dividend earnings					
12 Realized capital gains					

CAVEATS



Institution: University of Washington-Tacoma Campus (377564)


User ID: 88G2561

Part K - Expenditure Data for Bureau of Census

**Part K - Expenditures
Fiscal Year 2007**

Category	Amount				
	Total for all funds and operations (includes endowment funds, but excludes component units)	Education and general/independent operations	Auxiliary enterprises	Hospitals	Agriculture extension/experiment services
	(1)	(2)	(3)	(4)	(5)
01 Salaries and wages	19,480,116	19,151,787	328,329	0	
02 Employee benefits, total	5,323,653	5,250,334	73,319	0	
03 Payment to state retirement funds (maybe included in line 02 above)	188,555	181,777	6,778		
04 Current expenditures other than salaries	21,354,783	20,293,300	1,061,483		
Capital outlay:					
05 Construction	4,570,979	4,570,979			
06 Equipment purchases	405,704	405,704			
07 Land purchases	3,656,945	3,656,945			
08 Interest on debt outstanding, all funds & activities	170,819				
09 Scholarships/fellowships	4,339,241	4,339,241			

CAVEATS



Institution: University of Washington-Tacoma Campus (377564)

User ID: 88G2561

Part L - Debt and Assets, page 1

**Part L - Debt and Assets
Fiscal Year 2007**

Debt

Category	Amount
01 Long-term debt outstanding at beginning of fiscal year	4,056,677
02 Long-term debt issued during fiscal year	
03 Long-term debt retired during fiscal year	88,897
04 Long-term debt outstanding at end of fiscal year	3,967,780
05 Short-term debt outstanding at beginning of fiscal year	0
06 Short-term debt outstanding at end of fiscal year	0

CAVEATS



Institution: University of Washington-Tacoma Campus (377564)

User ID: 88G2561


Part L - Debt and Assets, page 2

**Part L - Debt and Assets (page 2)
Fiscal Year 2007**

Assets

Category	Amount
07 Total cash and security assets held at end of fiscal year in sinking or debt service funds	<input type="text" value="0"/>
08 Total cash and security assets held at end of fiscal year in bond funds	<input type="text" value="0"/>
09 Total cash and security assets held at end of fiscal year in all other funds	<input type="text" value="17,320,244"/>

CAVEATS



Institution: University of Washington-Tacoma Campus (377564)

User ID: 88G2561

Explanation Report

There are no explanations for selected survey and institution

Print Form(s)

GoBack